



ICAADA

A photograph of four diverse people (three women and one man) smiling and working together around a laptop. The image is slightly blurred and has a soft, warm glow. The word "WORKFORCE" is overlaid in large, bold, blue, sans-serif capital letters.

WORKFORCE

IMPACT REPORT

.....

2025

A decorative border at the bottom of the page consisting of various sized gears in blue, orange, and grey.



Table of Contents

Introduction	1
Certification Overview	2
Exams	7
Prevention Certifications	10
Certified Prevention Specialist-Associate (CPS-A)	10
Certified Prevention Specialist (CPS)	12
Certified Prevention Specialist II (CPS II)	15
Treatment Certifications	18
Addiction Consultant in Training (ACIT)	18
Addiction Consultant in Training – II (ACIT II)	21
Board Certified in Problem Gambling (BCPG)	25
Certified Alcohol and Drug Addiction Consultant I (CADAC I)	28
Certified Alcohol and Drug Addiction Consultant II (CADAC II)	30
Certified Alcohol and Drug Addiction Consultant III (CADAC III)	34
Certified Alcohol and Drug Addiction Consultant IV (CADAC IV)	36
Certified Alcohol and Drug Addiction Consultant V (CADAC V)	39
Medication Assisted Treatment Specialist (MATS)	42
Recovery Certifications	47
Certified Peer Recovery Coach-Associate (CPRC-A)	47
Certified Peer Recovery Coach (CPRC)	51
Certified Recovery Coach-Associate (CRC-A)	57
Certified Recovery Coach (CRC)	59
Certified Family Recovery Coach – Associate (CFRC-A)	61
Certified Family Recovery Coach (CFRC)	63
Supervision Certifications	66
Certified Clinical Supervisor (CCS)	66
Certified Supervisor of Peer Recovery – Clinical (CSPR-CL))	69
Certified Supervisor of Peer Recovery – Peer Recovery (CSPR-PR)	71
Endorsements	75
Forensic Support (FS)	75
Gambling Support (GS)	82
Mental Health (MH)	88
Summary	95



Introduction

ICAADA, a subsidiary of Mental Health America of Indiana, provides certifications for behavioral health professionals. ICAADA provides behavioral health professionals with certifications, membership, and advocacy that validate the professionals' competencies to provide person-focused, evidence-based behavioral health services.

ICAADA was first formed In September 1973 by a group of dedicated and forward-looking substance use professionals. ICAADA started as an association of substance use professionals and people interested in the field. It was quickly decided there needed to be a process designed to establish a certification that would certify a person's competency relates to substance use treatment.

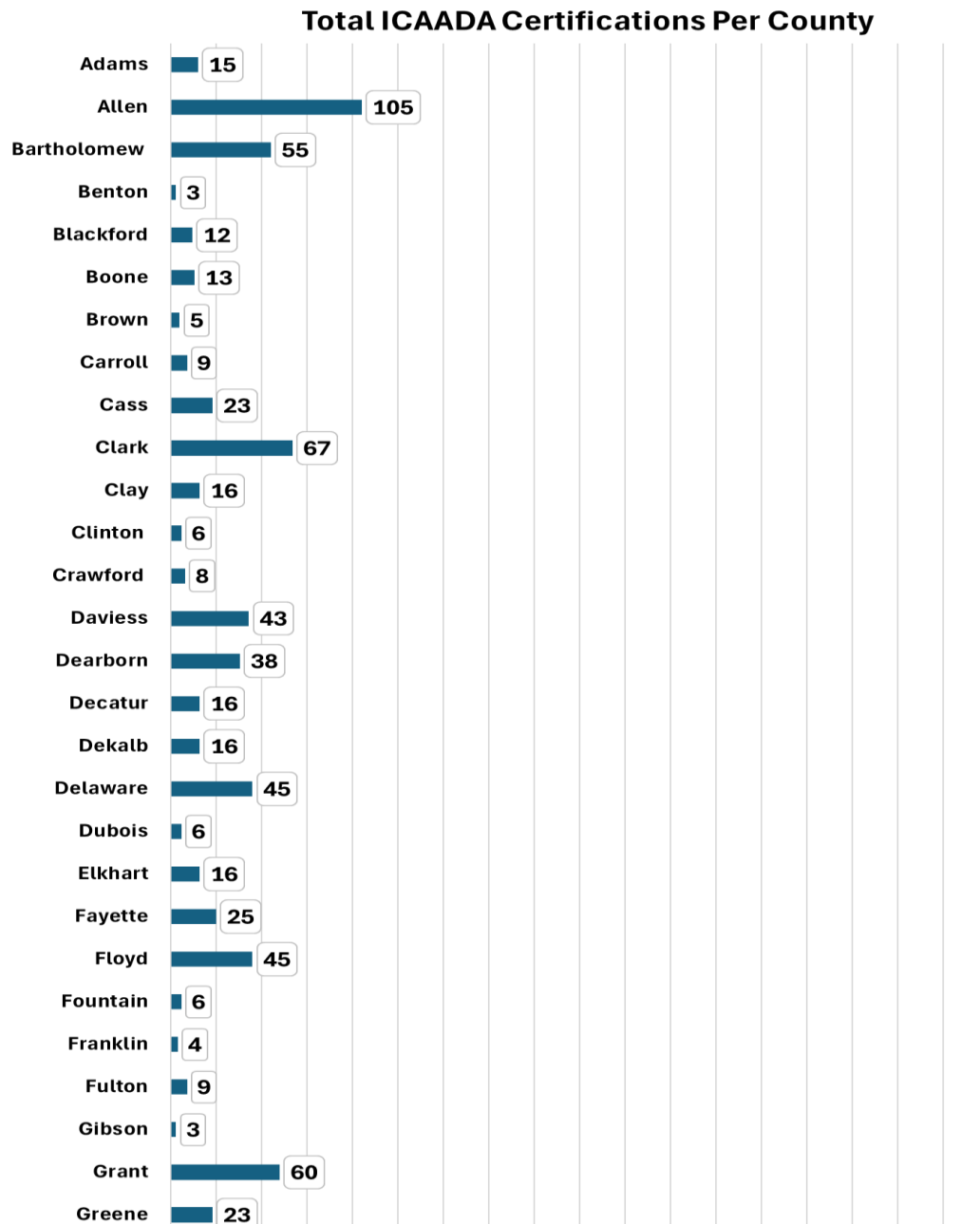
ICAADA is Indiana's longest tenured substance use certification organization. In 1976, with the cooperation of what was then the Department of Mental Health, Division of Addictions Services, ICAADA began the process of certification with the first certification being the Certified Alcohol Counselor (CAC). In 1977, a second certification, the Certified Drug Counselor (CDC), was established. In 1978, ICAADA established the Certified Alcohol & Drug Abuse Counselor (CADAC) certification (now known as the Certified Alcohol and Drug Addiction Consultant).

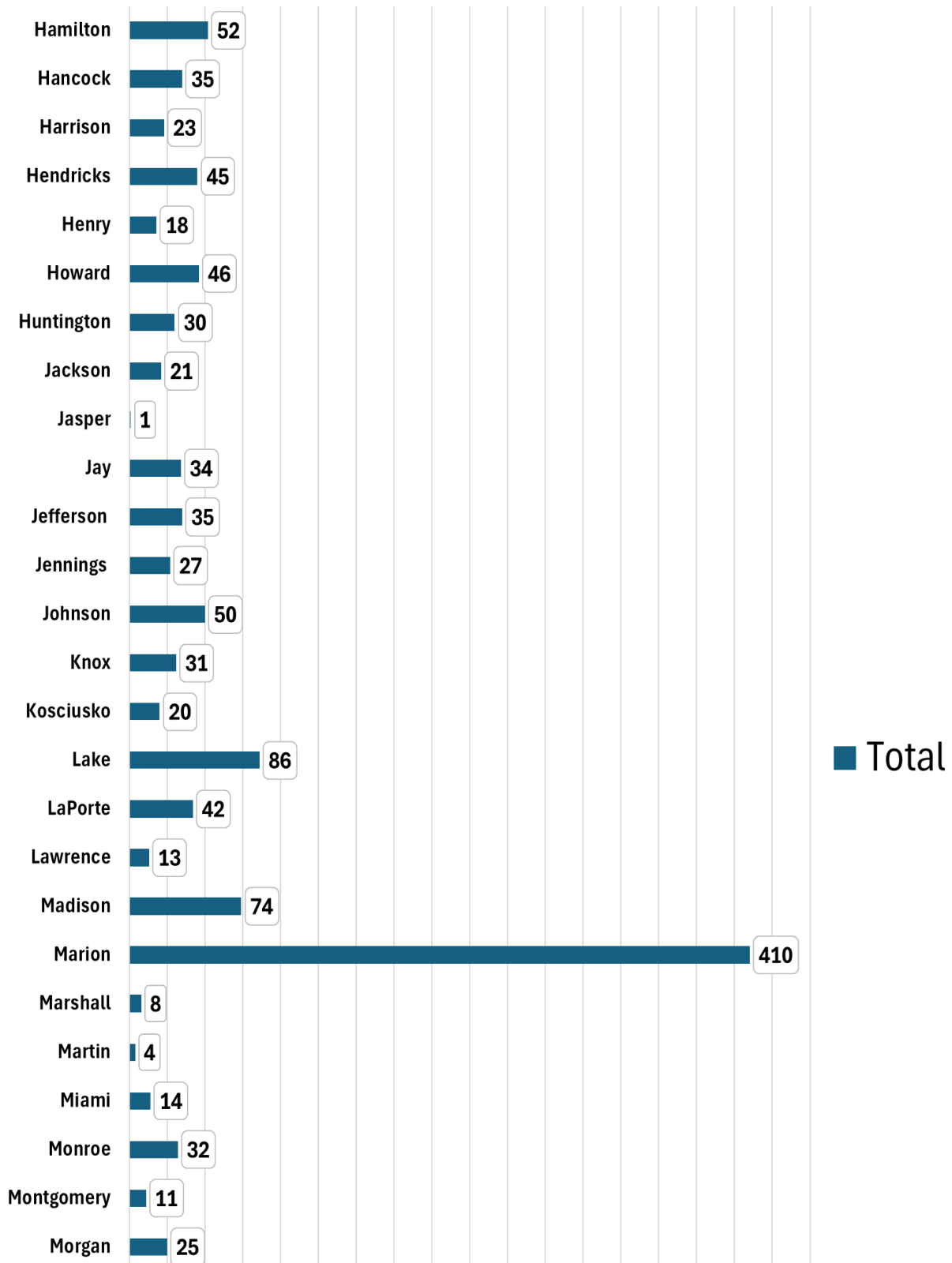
In 1979, a meeting was held in Merrillville, Indiana between representatives of ICAADA and the credentialing boards of Michigan and Wisconsin. A reciprocity agreement was reached which became the foundation of what is now the International Certification & Reciprocity Consortium (IC&RC). IC&RC was incorporated in 1981 to become the first international substance use certification organization. ICAADA, along with the boards of Michigan and Wisconsin, laid the groundwork for what is now an internationally recognized organization that has 73-member credentialing boards worldwide, representing over 35,000 certified addiction professionals from 41 states, Canada, Germany, Sweden, Puerto Rico, as a well as several branches of the armed forces.

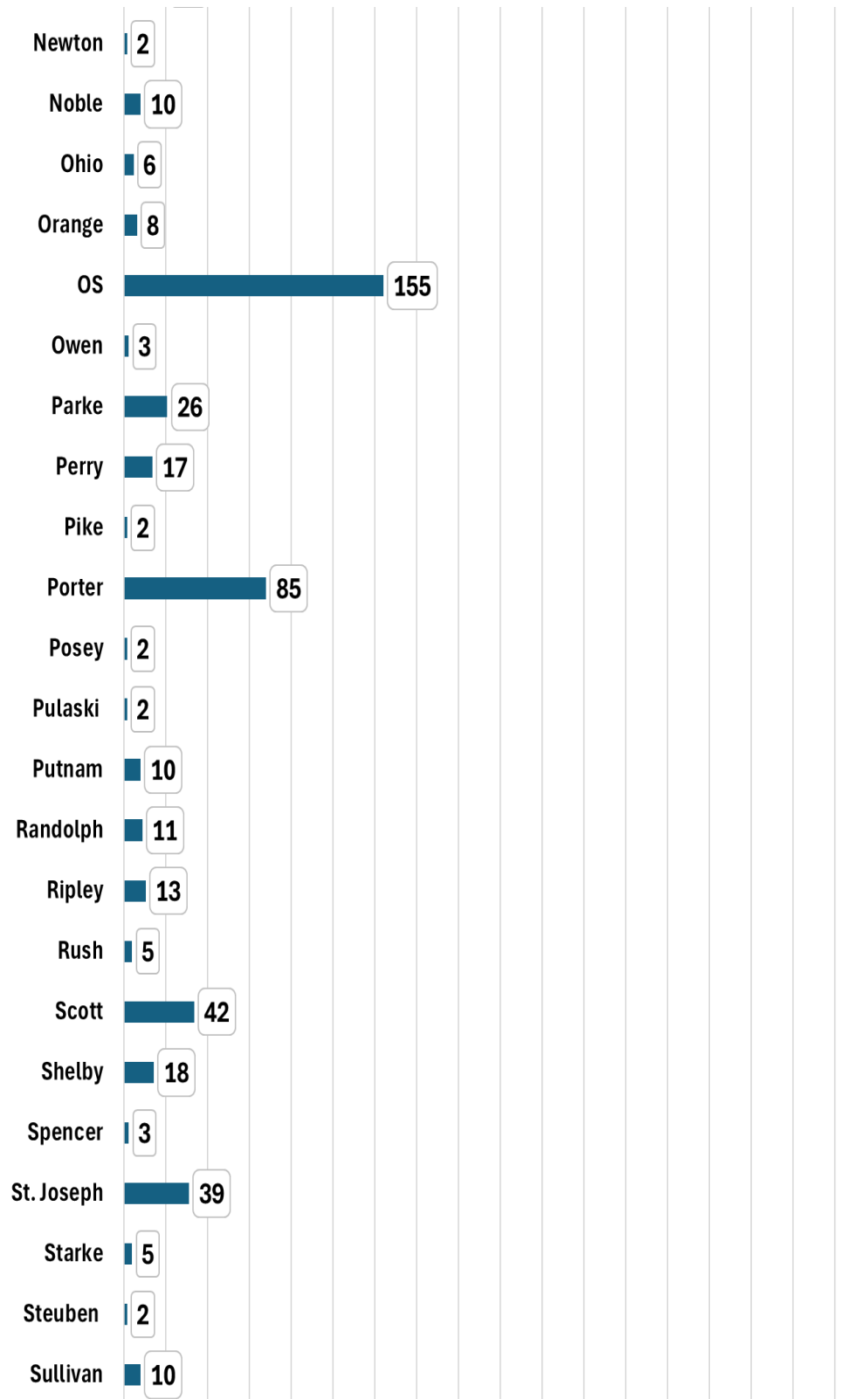
For fifty years, ICAADA has been committed to public protection through the establishment of quality, competency-based certification programs for professionals engaged in the prevention, treatment and recovery of behavioral health concerns. ICAADA continues to be an industry leader on the state, national and international levels related to behavioral health certification.

Certification Overview

ICAADA certifications support beginning, continuing, or advancing a career in behavioral health. ICAADA certifications are highly recognized in Indiana and many offer reciprocity in other states that have an IC & RC affiliate board. ICAADA is an approved credentialing body by the Indiana Division of Mental Health and Addiction (IDMHA) and a founding member of the International Credentialing and Reciprocity Consortium (IC&RC).







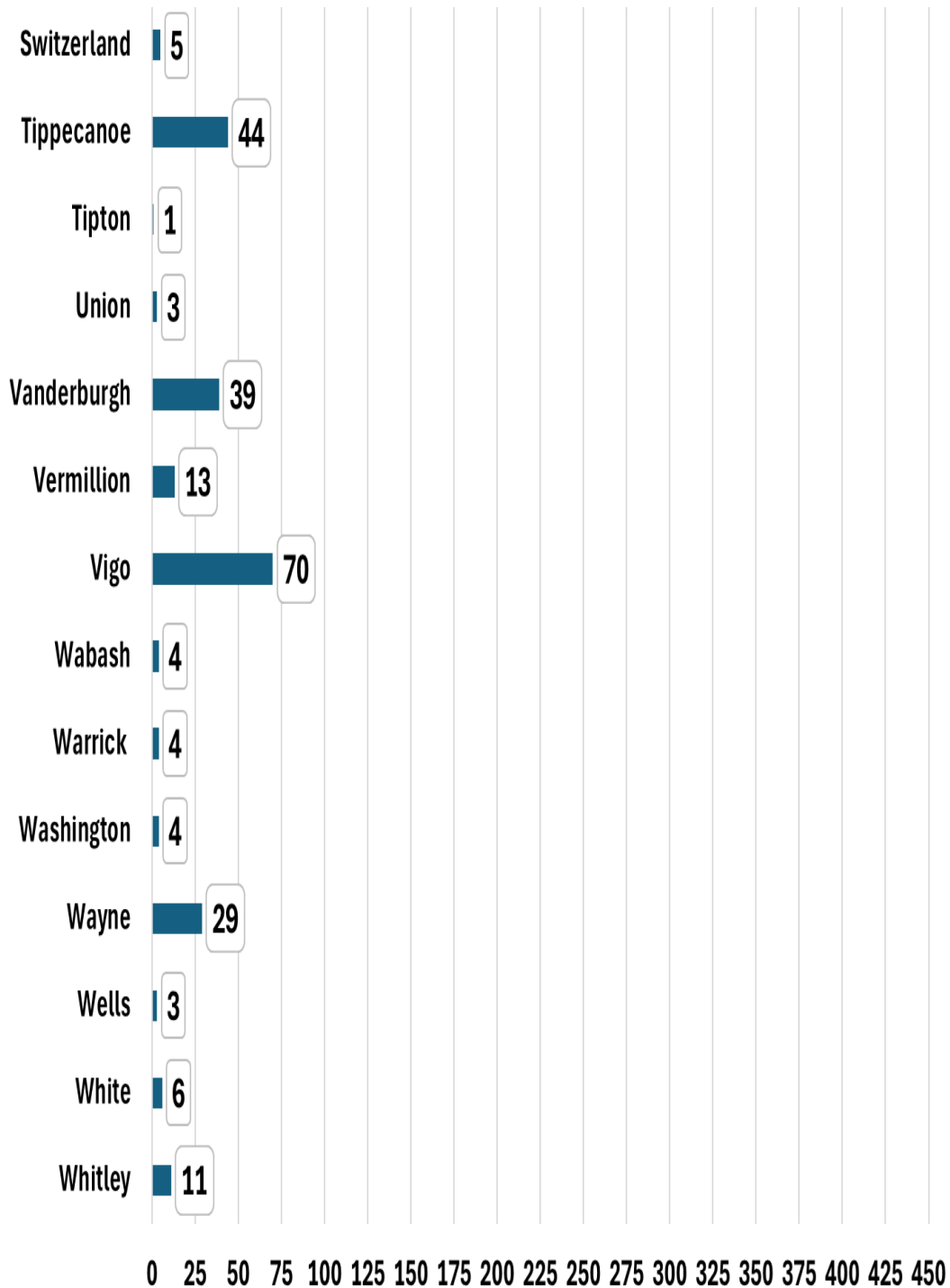


Figure 1 shows the total count of ICAADA certifications by county within Indiana and outside. There is a total of 2,591 ICAADA certifications, with 94% being in Indiana and 6% being outside of Indiana, as seen in the graph as 'OS'. The 6% of certifications are in the following states: Alabama, Arizona, California, Florida, Georgia, Illinois, Kentucky, Maine, Massachusetts, Michigan, Mississippi, Missouri, Nevada, New Hampshire, New Jersey, New York, North Carolina, Ohio, Oregon, Tennessee, Texas, Utah, and Virginia. Please note that 'OS' in the graph stands for 'Outside State'.

County	Total Certifications	County	Total Certifications	County	Total Certifications
Adams	15	Hendricks	45	Pike	2
Allen	105	Henry	18	Porter	85
Bartholomew	55	Howard	46	Posey	2
Benton	3	Huntington	30	Pulaski	2
Blackford	12	Jackson	21	Putnam	10
Boone	13	Jasper	1	Randolph	11
Brown	5	Jay	34	Ripley	13
Carroll	9	Jefferson	35	Rush	5
Cass	23	Jennings	27	Scott	42
Clark	67	Johnson	50	Shelby	18
Clay	16	Knox	31	Spencer	3
Clinton	6	Kosciusko	20	St. Joseph	39
Crawford	8	Lake	86	Starke	5
Daviess	43	LaPorte	42	Steuben	2
Dearborn	38	Lawrence	13	Sullivan	10
Decatur	16	Madison	74	Switzerland	5
Dekalb	16	Marion	410	Tippecanoe	44
Delaware	45	Marshall	8	Tipton	1
Dubois	6	Martin	4	Union	3
Elkhart	16	Miami	14	Vanderburgh	39
Fayette	25	Monroe	32	Vermillion	13
Floyd	45	Montgomery	11	Vigo	70
Fountain	6	Morgan	25	Wabash	4
Franklin	4	Newton	2	Warrick	4
Fulton	9	Noble	10	Washington	4
Gibson	3	Ohio	6	Wayne	29
Grant	60	Orange	8	Wells	3
Greene	23	OS	156	White	6
Hamilton	52	Owen	3	Whitley	11
Hancock	35	Parke	26		
Harrison	23	Perry	17		
Total Certifications Issued			2,591		

Figure 2 displays the county and number breakdown as seen in Figure 1. Indiana has 92 counties and of them, there are ICAADA certifications in 98% of them.

Exams

ICAADA focuses on using competency-based exams through IC&RC or internally created exams. These exams undergo a rigorous process for creation and maintenance. The matrix below outlines which exam is administered for each applicable certification.

Exam Administered	Certification
Advanced Alcohol and Drug Counselor (AADC) Examination	CADAC IV and CADAC V
Alcohol and Drug Counselor (ADC) Examination	CADAC I-II
Peer Recovery (PR) Examination	CPRC-A, CPRC, CRC-A, CRC, CFRC-A, and CFRC
Prevention Specialist (PS) Examination	CPS-A and CPS
Clinical Supervisor (CS) Examination	CCS
Medication Assisted Treatment Specialist (MATS) Examination	MATS

Total Exams Administered 1/1/2025-1/1/2026

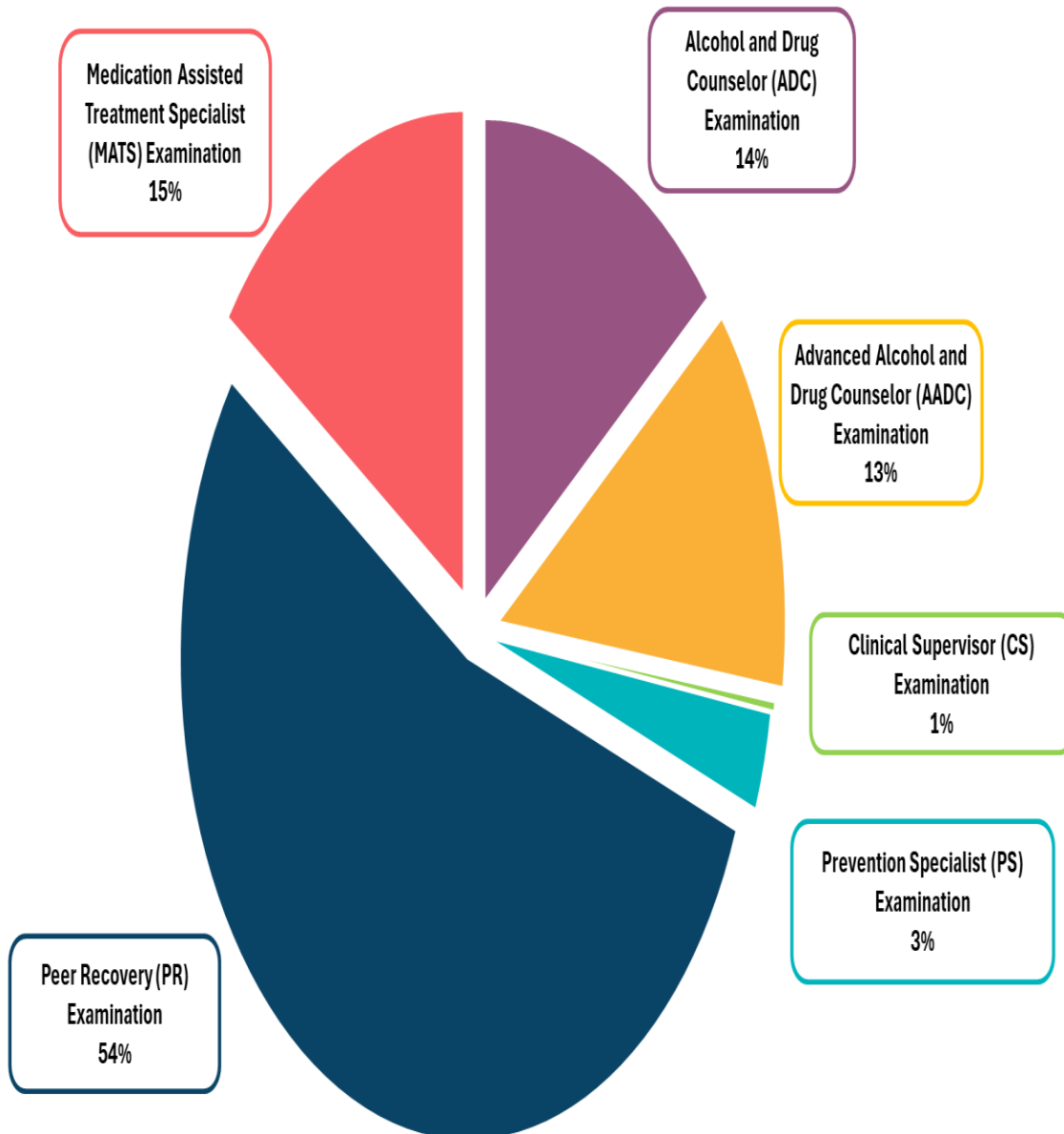


Figure 3 shows the total amount of exams administered per exam type between 1/1/2025 and 1/1/2026.

Passing Percentage Per Exam

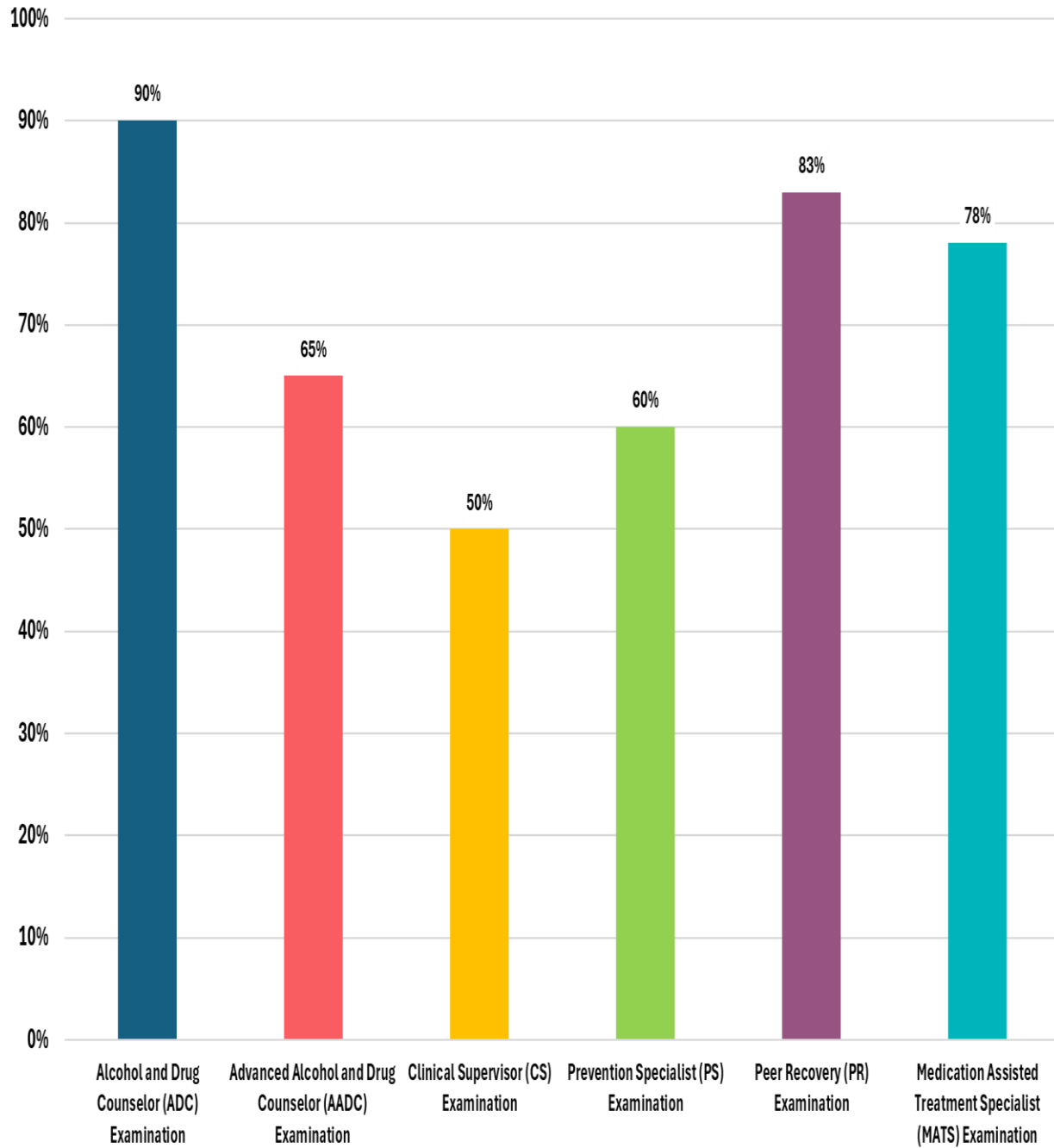


Figure 4 is the passing rate per exam for 1/1/2025-1/1/2026.

Prevention Certifications

Certified Prevention Specialist-Associate (CPS-A) is a certification for prevention professionals which is recognized in Indiana only. This is an entry-level certification for prevention professionals to validate their competencies in substance use prevention and to support workforce development in the prevention field.

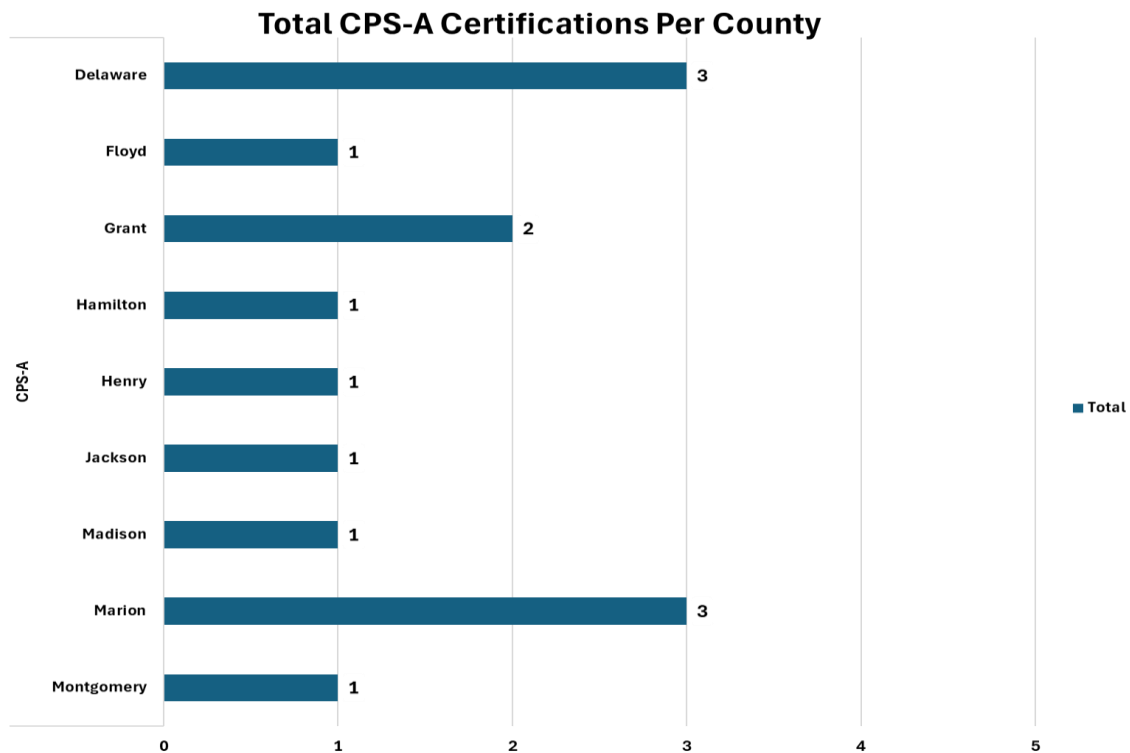


Figure 5 shows the count of CPS-A certifications by county in Indiana. 14 total CPS-A certifications are currently issued across Indiana.

County	Total Certifications
Montgomery	1
Marion	3
Madison	1
Jackson	1
Henry	1
Hamilton	1
Grant	2
Floyd	1
Delaware	3
Total Certifications Currently Issued	14

Figure 6 shows the county and number breakdown as seen in Figure 3. Indiana has 92 counties and of them, there is an ICAADA CPS-A certification in 9% of them.

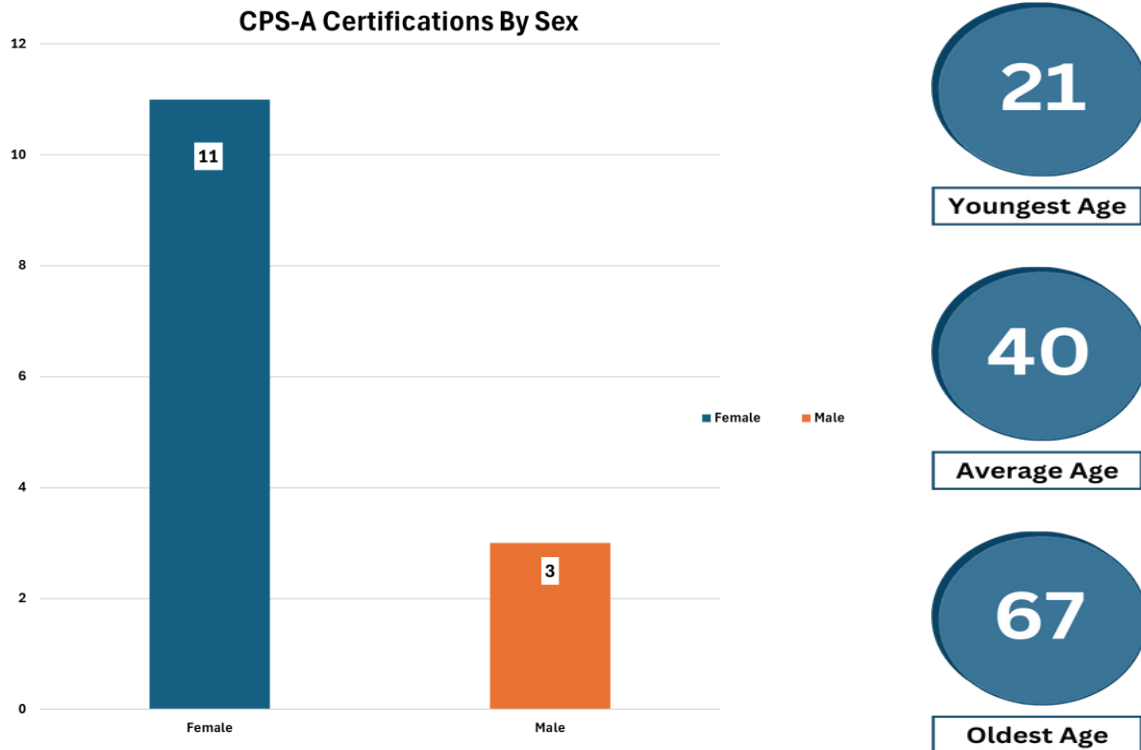


Figure 7 shows the total of CPS-A certifications based on age and sex.

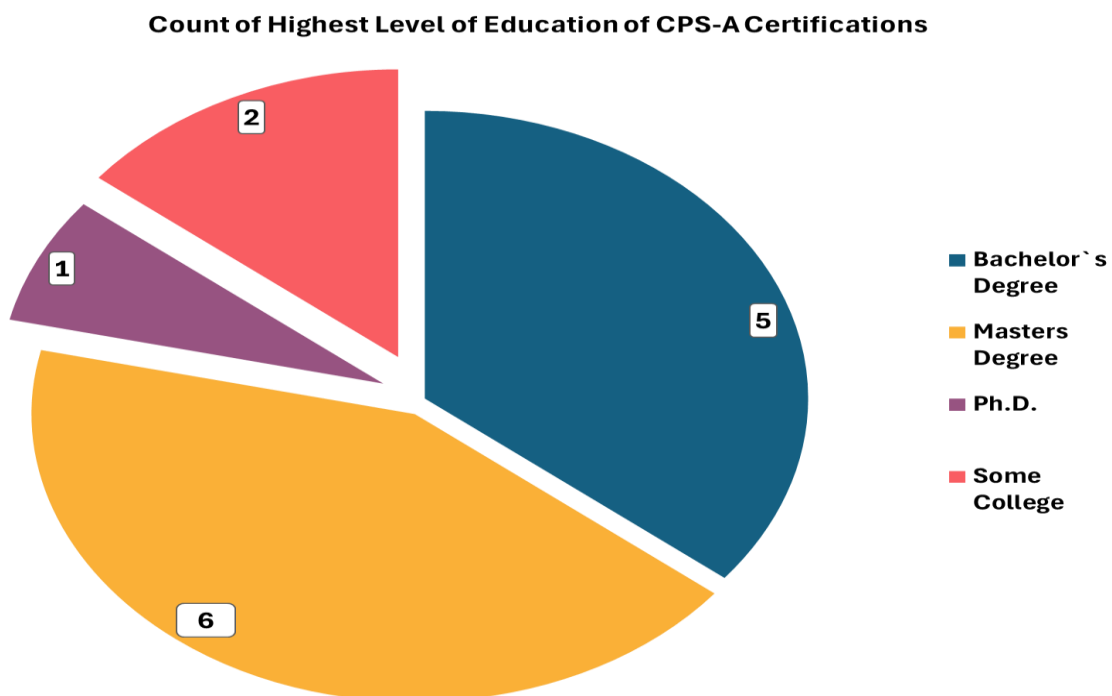


Figure 8 shows the count per education type for CPS-A certifications.

Certified Prevention Specialist (CPS) is a certification for prevention professionals recognized by the International Credentialing and Reciprocity Consortium (IC&RC) and IC&RC affiliated states and countries that offer the IC&RC CPS certification. This is an experienced level certification for those working in the prevention field to validate their competency, and experience, in substance use prevention.

Total CPS Certifications Per County

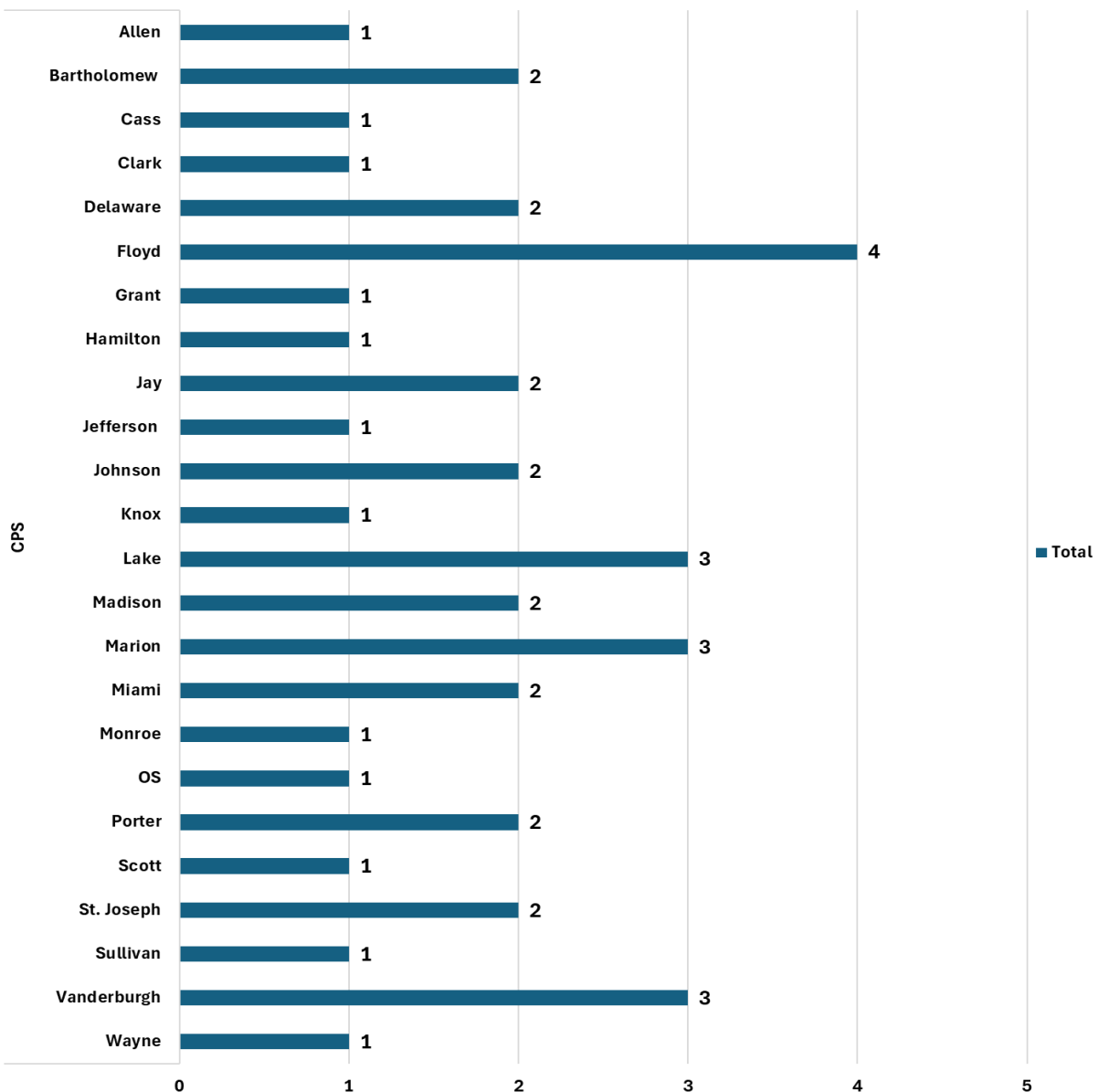


Figure 9 shows the count of CPS certifications by county in Indiana. Note that 'OS' in the chart above represents 'Outside Indiana.' 23 total CPS certifications are currently issued across Indiana.

County	Total Certifications
Allen	1
Bartholomew	2
Cass	1
Clark	1
Delaware	2
Floyd	4
Grant	1
Hamilton	1
Jay	2
Jefferson	1
Johnson	2
Knox	1
Lake	3
Madison	2
Marion	3
Miami	2
Monroe	1
OS	1
Porter	2
Scott	1
St. Joseph	2
Sullivan	1
Vanderburgh	3
Wayne	1
Total Certifications Currently Issued	41

Figure 10 shows the county and number breakdown as seen in Figure 8. Indiana has 92 counties and of them, there is an ICAADA CPS certification in 25% of them.

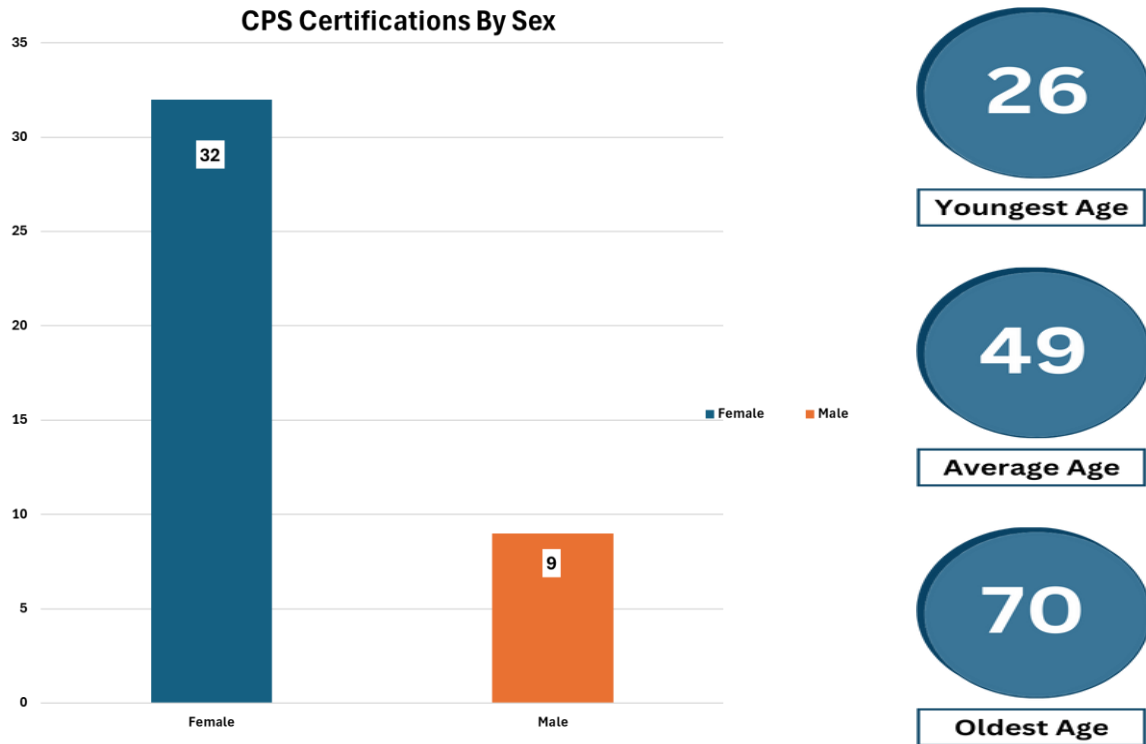


Figure 11 shows the total of CPS certifications based on age and sex.

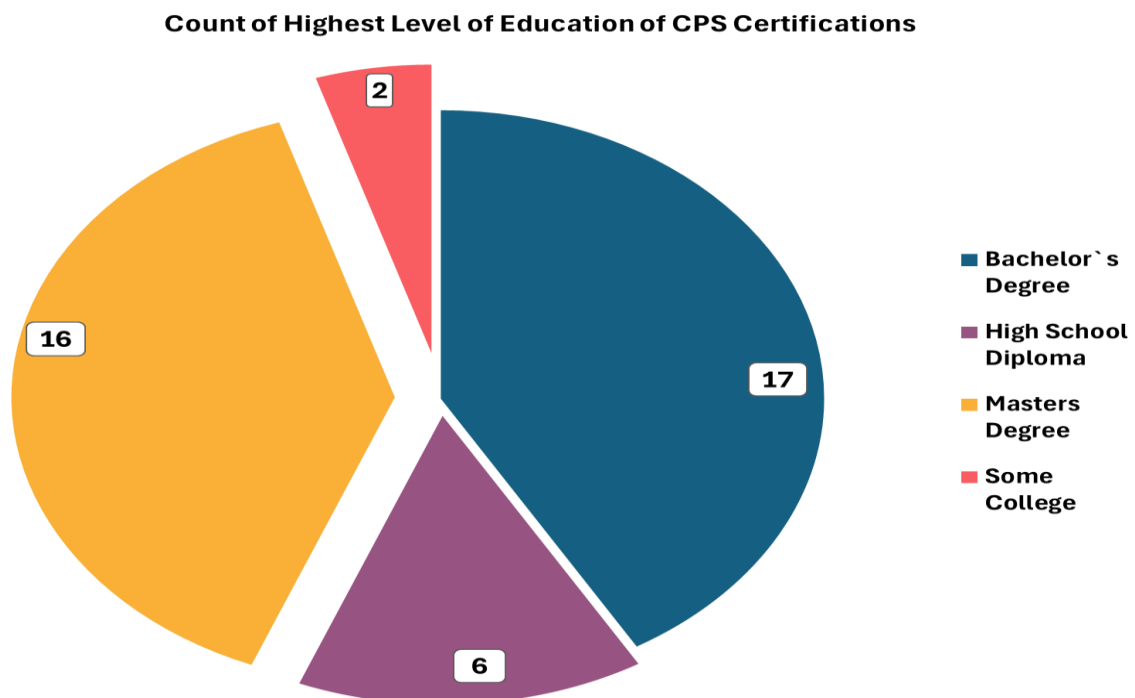


Figure 12 shows the count per education type for CPS certifications.

Certified Prevention Specialist II (CPS II) is a certification for tenured prevention professionals who have several years of experience in the substance use prevention field and have expanded their knowledge. This certification is only recognized in Indiana and is meant to be a professional development certification for experienced CPS. This certification holder must currently possess the ICAADA Certified Prevention Specialist (CPS) certification.

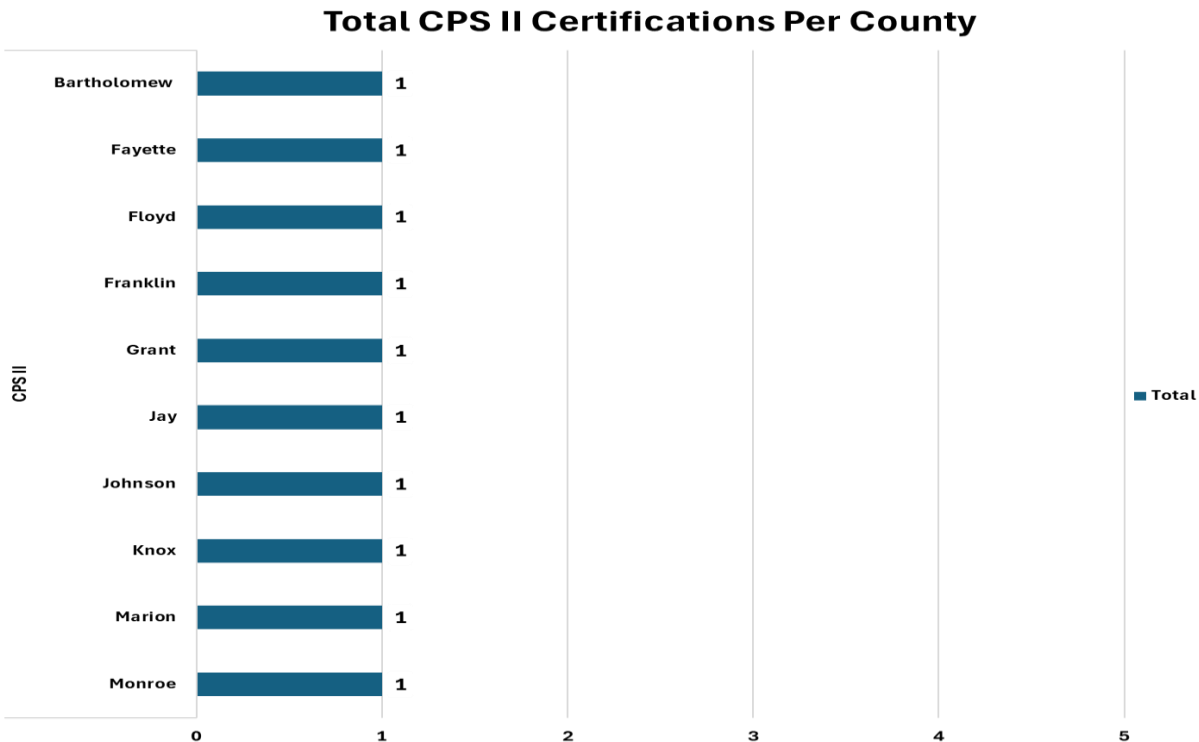
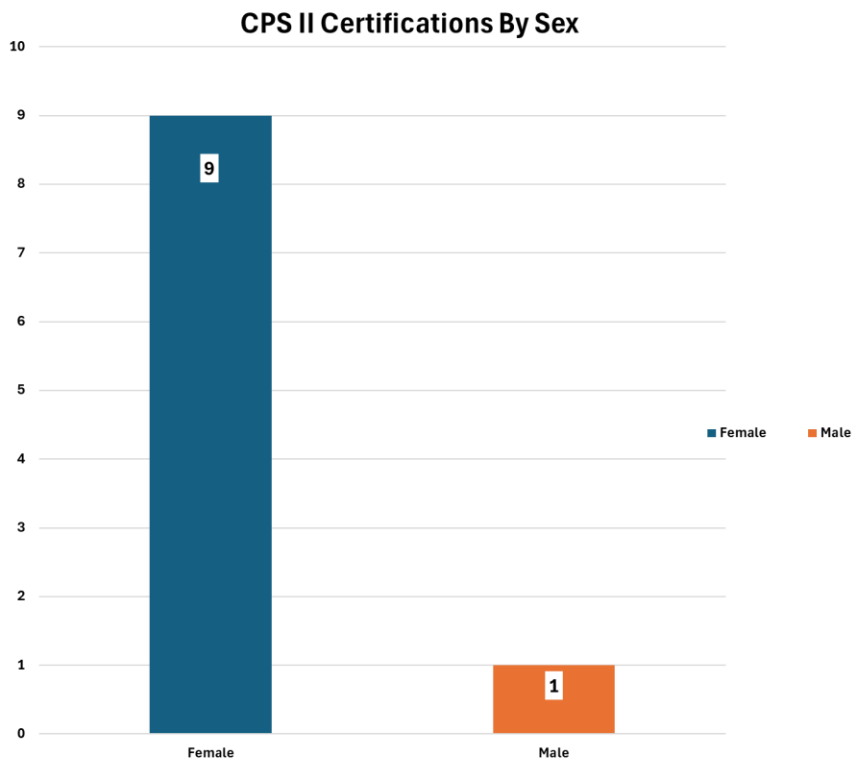


Figure 13 shows the count of CPS II certifications by county in Indiana. 10 total CPS II certifications are currently issued across Indiana.

County	Total Certifications
Bartholomew	1
Fayette	1
Floyd	1
Franklin	1
Grant	1
Jay	1
Johnson	1
Knox	1
Marion	1
Monroe	1
Total Certifications Currently Issued	10

Figure 14 shows the county and number breakdown as seen in Figure 12. Indiana has 92 counties and of them, there is an ICAADA CPS II certification in 11% of them.



35

Youngest Age

51

Average Age

64

Oldest Age

Figure 15 shows the total of CPS II certifications based on age and sex.

Count of Highest Level of Education of CPS II Certifications

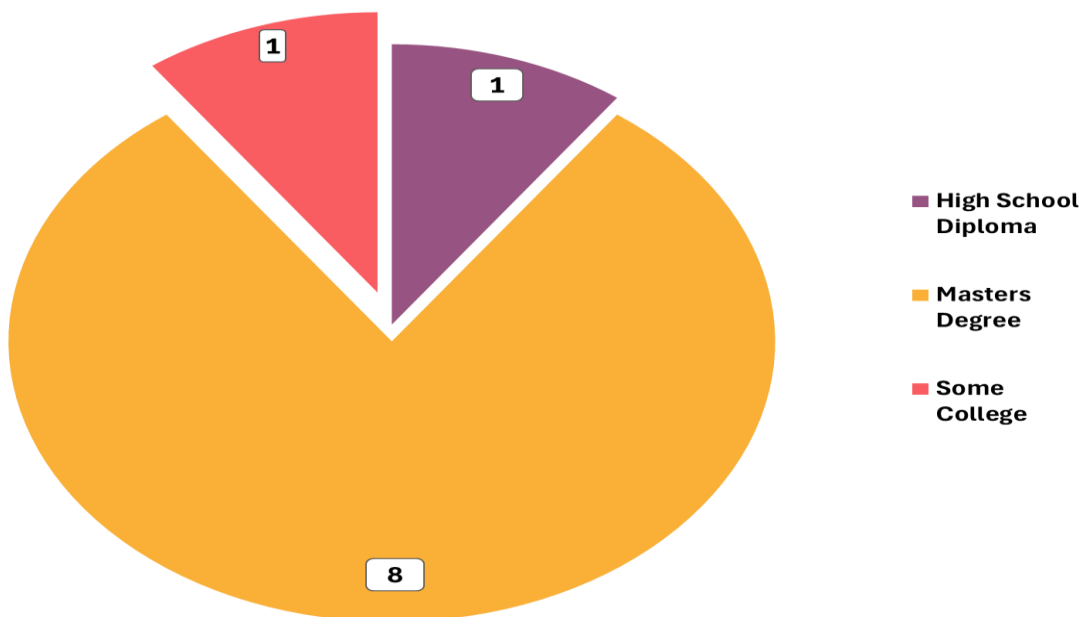


Figure 16 shows the count per education type for CPS II certifications.

Total CPS-A, CPS, and CPS II Certifications Issued by Year

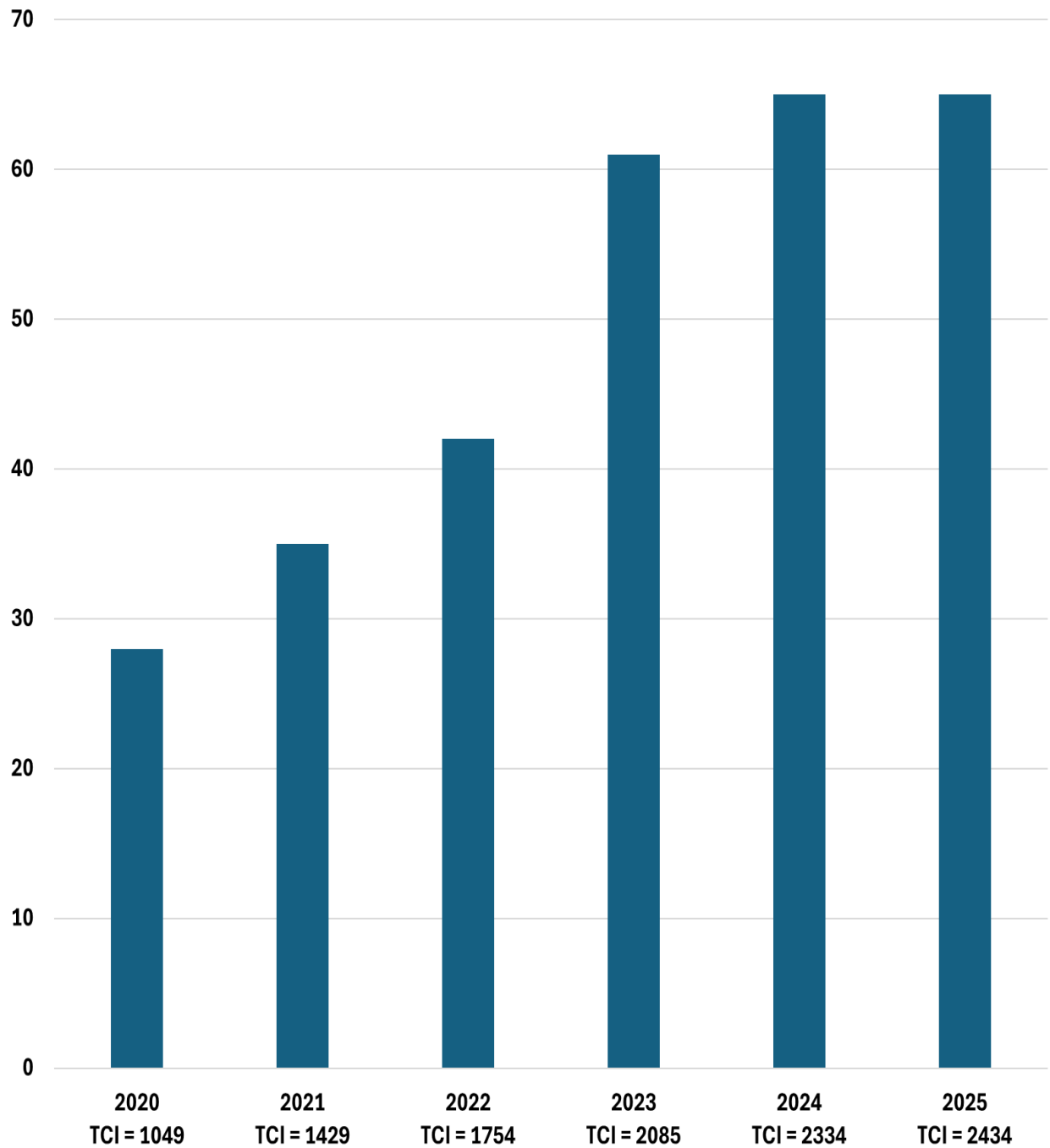


Figure 17 is the combined total of CPS-A, CPS, and CPS II certifications (blue bars) compared to the total certifications issued (TCI=) for that year. Please note the CPS-A debuted in August 2021 and the CPS II debuted in October 2022.

Treatment Certifications

Addiction Consultant in Training (ACIT) is an entry level addiction treatment certification for individuals employed in the addiction treatment field or enrolled as a college student in addiction treatment studies. ACIT is a non-renewable certification and a steppingstone to other addiction professional certifications such as a CADAC.

Total ACIT Certifications Per County

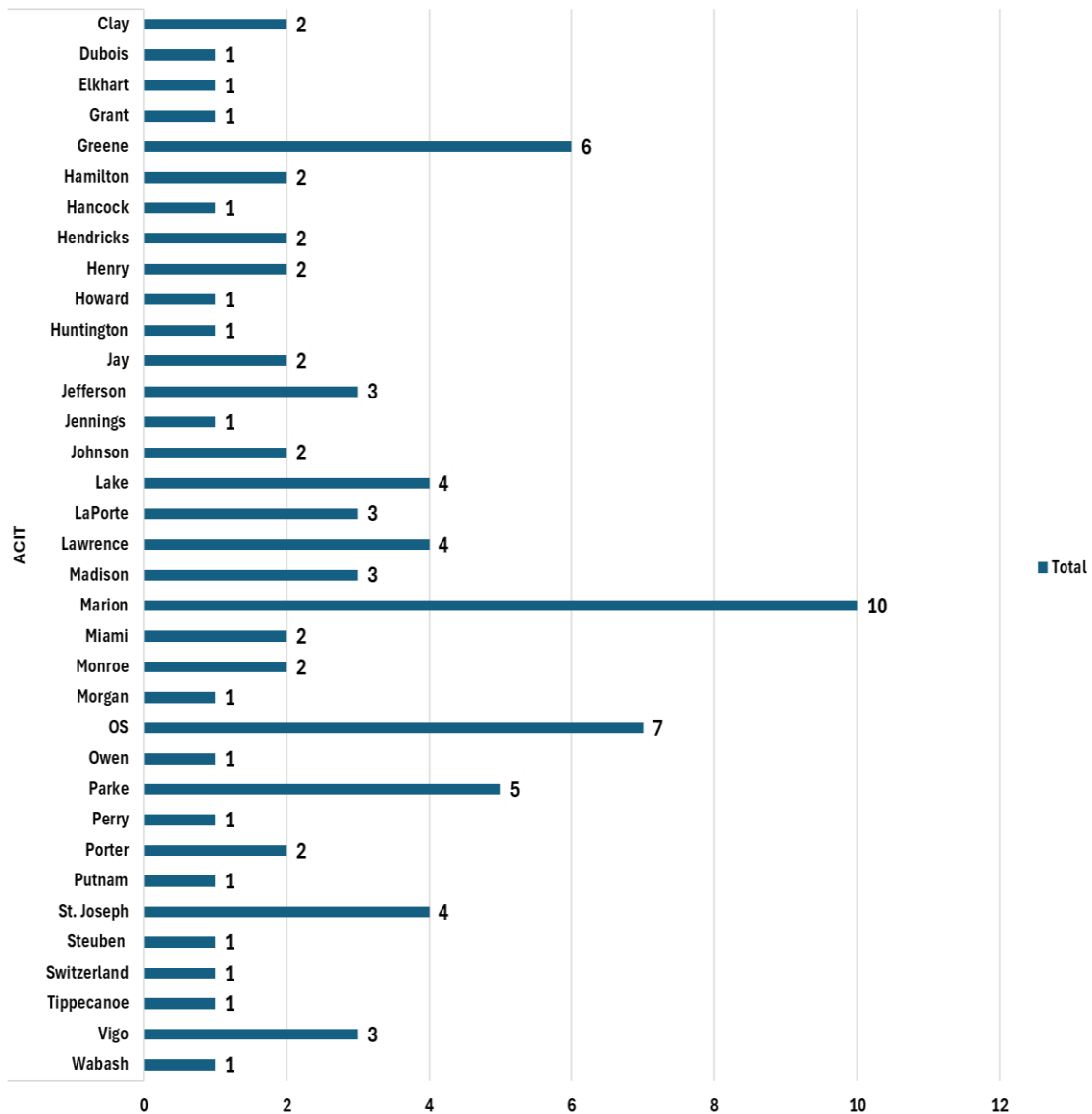


Figure 18 shows the count of ACIT certifications by county in Indiana. Note that 'OS' in the chart above represents 'Outside Indiana.' 78 total ACIT certifications are currently issued across Indiana.

County	Total Certifications
Clay	2
Dubois	1
Elkhart	1
Grant	1
Greene	6
Hamilton	2
Hancock	1
Hendricks	2
Henry	2
Howard	1
Huntington	1
Jay	2
Jefferson	3
Jennings	1
Johnson	2
Lake	4
LaPorte	3
Lawrence	4
Madison	3
Marion	10
Miami	2
Monroe	2
Morgan	1
OS	7
Owen	1
Parke	5
Perry	1
Porter	2
Putnam	1
St. Joseph	4
Steuben	1
Switzerland	1
Tippecanoe	1
Vigo	3
Wabash	1
Total Certifications Currently Issued	85

Figure 19 shows the county and number breakdown as seen in Figure 17. Indiana has 92 counties and of them, there is an ICAADA ACIT certification in 36% of them.

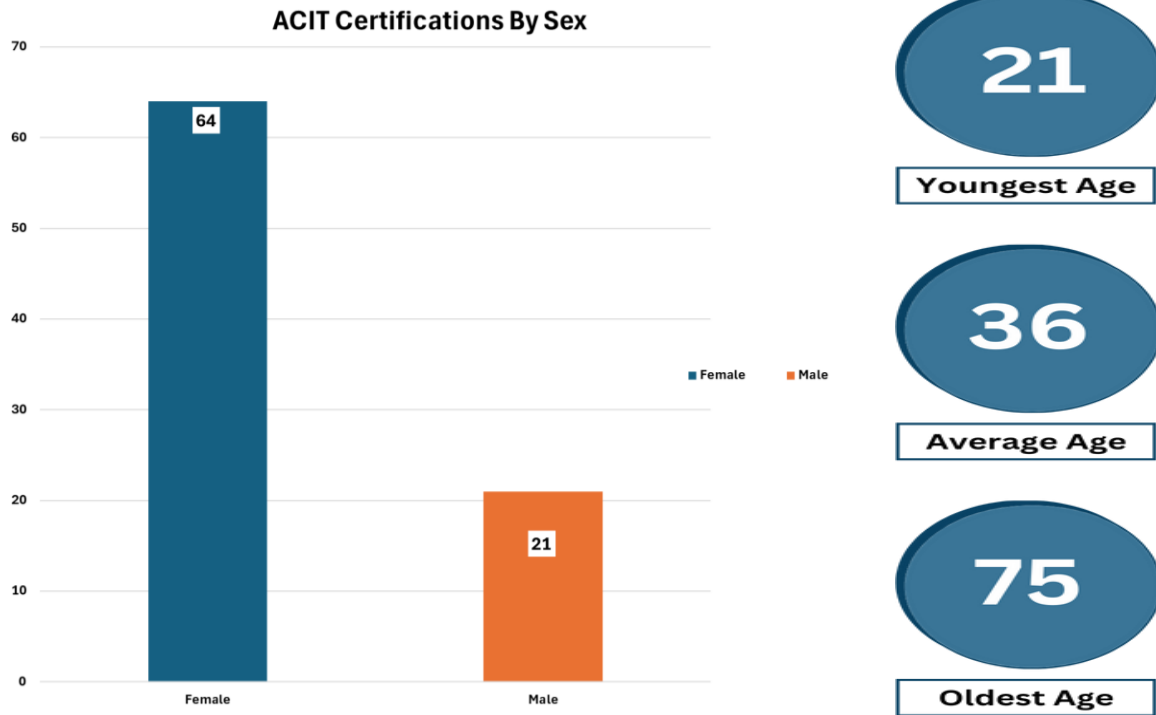


Figure 20 shows the total of ACIT certifications based on age and sex.

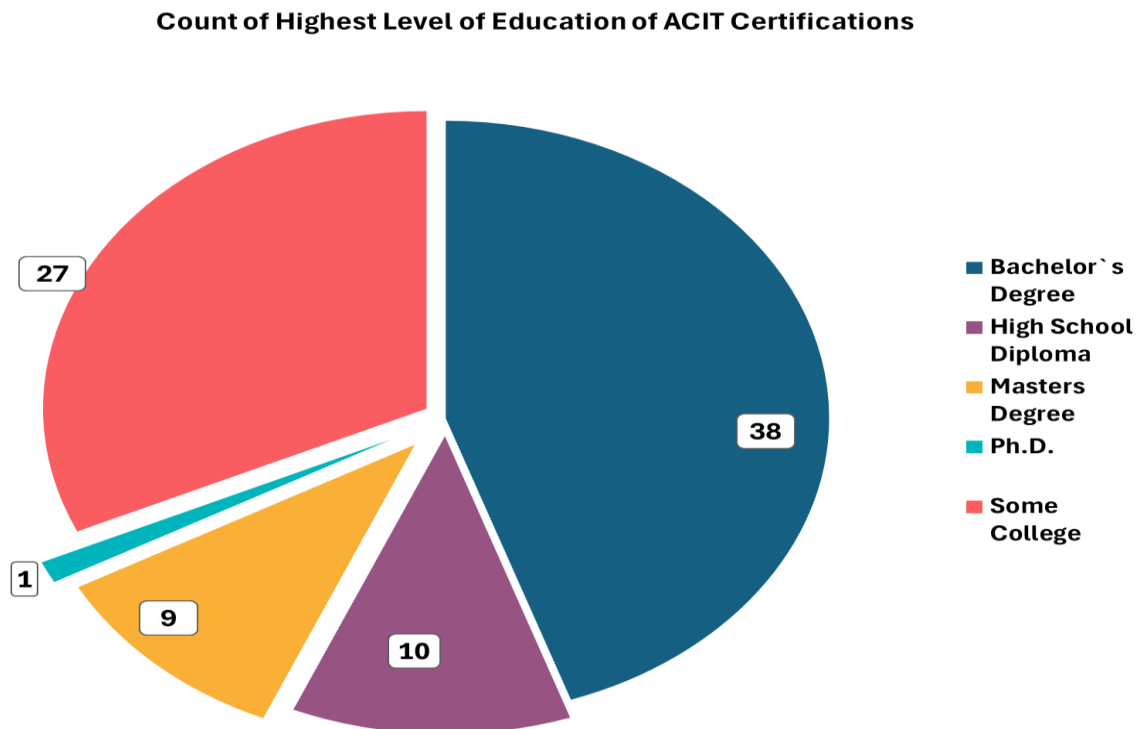


Figure 21 shows the count per education type for ACIT certifications.

Addiction Consultant in Training – II (ACIT II) is an entry-level addiction treatment certification for qualified applicants who are seeking or employed in Opioid Treatment Programs (OTP). This certification is a Medicaid billable certification in OTP’s when paired with the ICAADA MATS certification. The certification is non-renewable and certification holders are expected to obtain a CADAC II or higher by the expiration date of the certification.

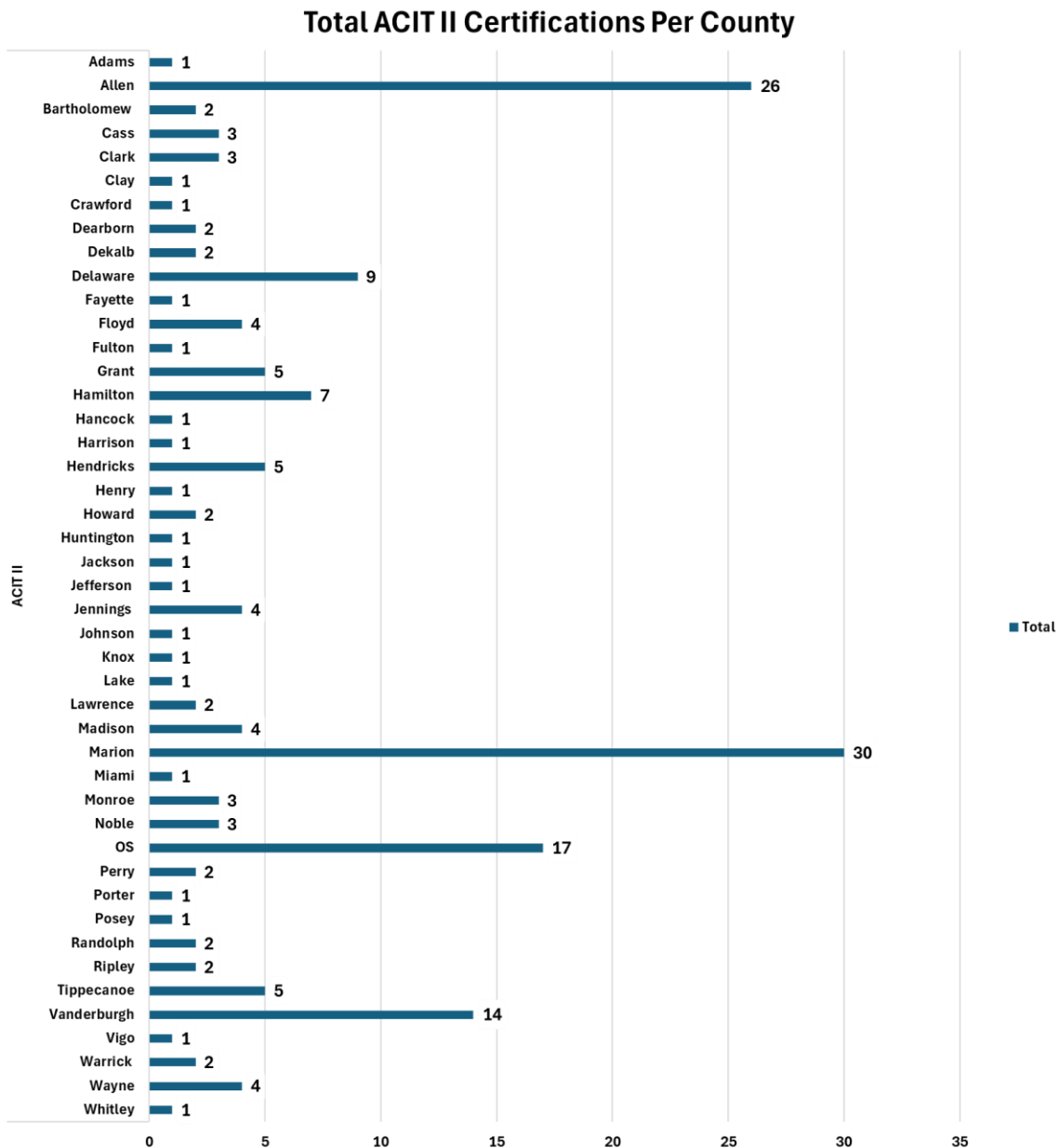
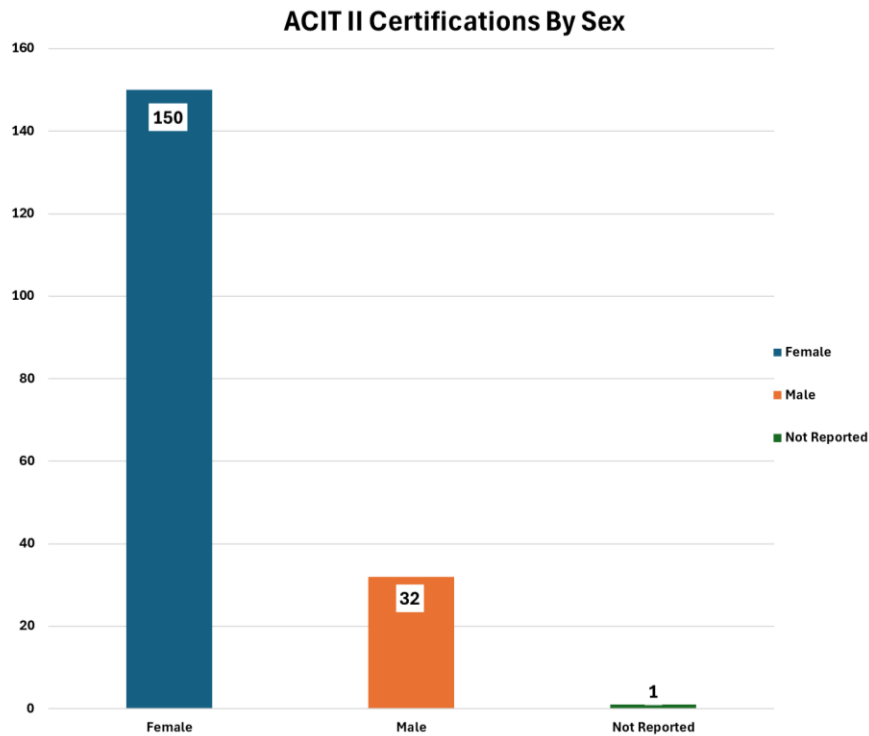


Figure 22 shows the count of ACIT II certifications by county in Indiana. Note that ‘OS’ in the chart above represents ‘Outside Indiana.’ 166 total ACIT II certifications are currently issued across Indiana.

County	Total Certifications	County	Total Certifications
Adams	1	Johnson	1
Allen	26	Knox	1
Bartholomew	2	Lake	1
Cass	3	Lawrence	2
Clark	3	Madison	4
Clay	1	Marion	30
Crawford	1	Miami	1
Dearborn	2	Monroe	3
Dekalb	2	Noble	3
Delaware	9	OS	17
Fayette	1	Perry	2
Floyd	4	Porter	1
Fulton	1	Posey	1
Grant	5	Randolph	2
Hamilton	7	Ripley	2
Hancock	1	Tippecanoe	5
Harrison	1	Vanderburgh	14
Hendricks	5	Vigo	1
Henry	1	Warrick	2
Howard	2	Wayne	4
Huntington	1	Whitley	1
Jackson	1		
Jefferson	1		
Jennings	4		
Total Certifications Currently Issued		183	

Figure 23 shows the county and number breakdown as seen in Figure 21. Indiana has 92 counties and of them, there is an ICAADA ACIT II certification in 48% of them.



23

Youngest Age

39

Average Age

67

Oldest Age

Figure 24 shows the total of ACIT II certifications based on age and sex.

Count of Highest Level of Education of ACIT II Certifications

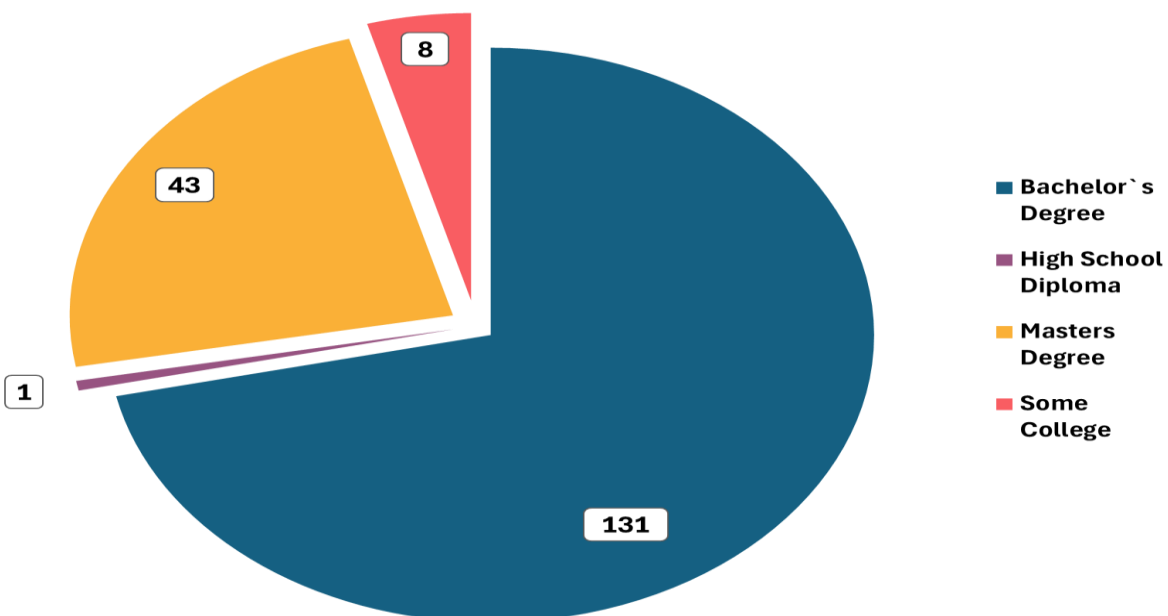


Figure 25 shows the count per education type for ACIT II certifications.

Total ACIT and ACIT II Certifications Issued by Year

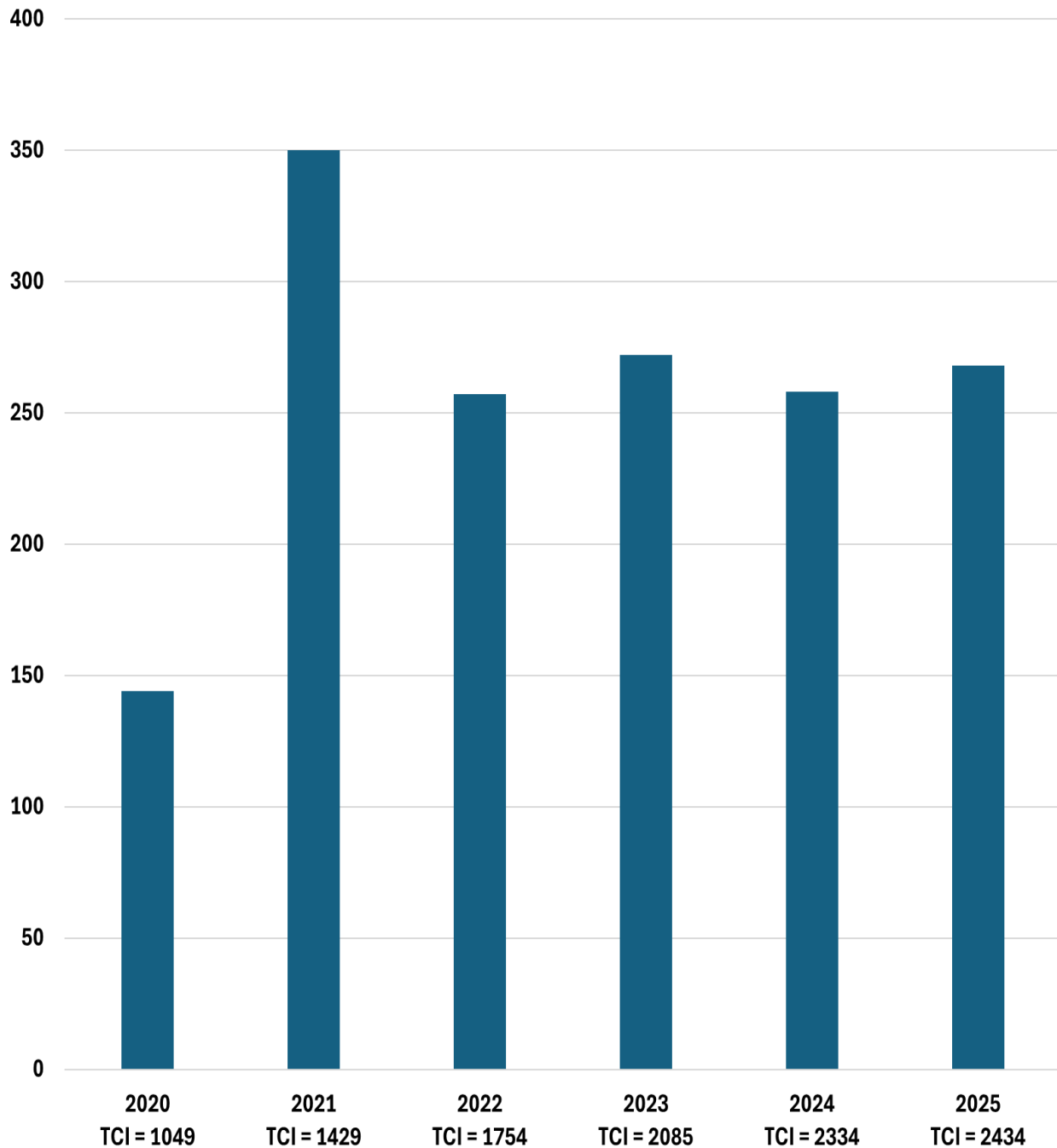


Figure 26 is the combined total of ACIT and ACIT II certifications (blue bars) compared to the total certifications issued (TCI=) for that year.

Board Certified in Problem Gambling (BCPG) is a treatment level certification to provide treatment and support for person who may have issues with problem gambling. This certification is recognized by the Indiana Problem Gambling Awareness Program for the ‘Lead Gambling Counselor’ required of all IPGAP providers.

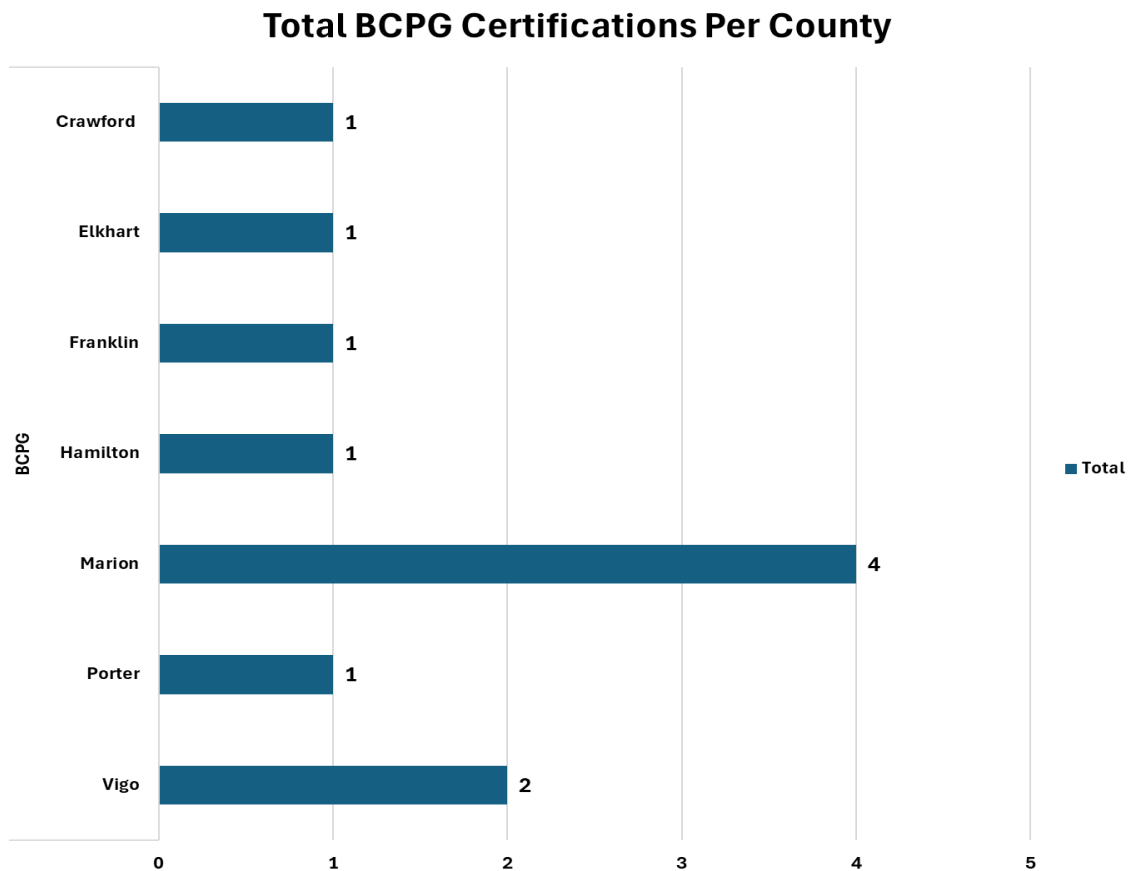


Figure 27 shows the count of BCPG certifications by county in Indiana. 11 total BCPG certifications are currently issued across Indiana.

County	Total Certifications
Crawford	1
Elkhart	1
Franklin	1
Hamilton	1
Marion	4
Porter	1
Vigo	2
Total Certifications Currently Issued	11

Figure 28 shows the county and number breakdown as seen in Figure 26. Indiana has 92 counties and of them, there is an ICAADA BCPG certification in 8% of them.

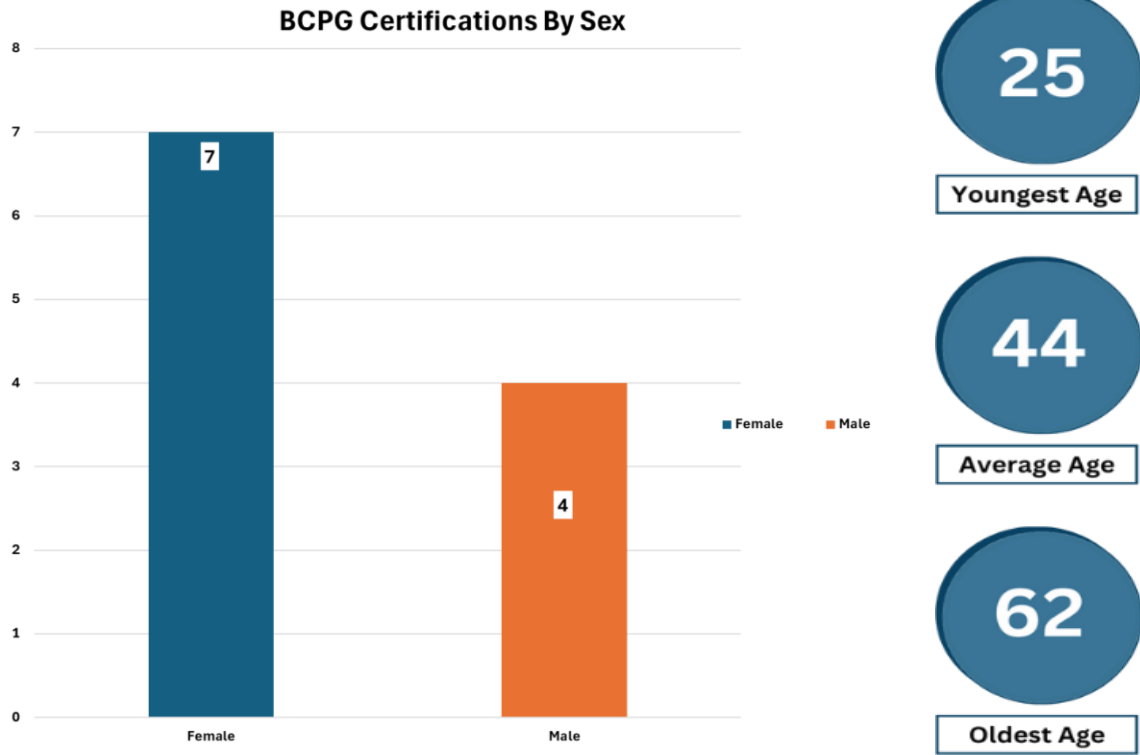


Figure 29 shows the total of BCPG certifications based on age and sex.

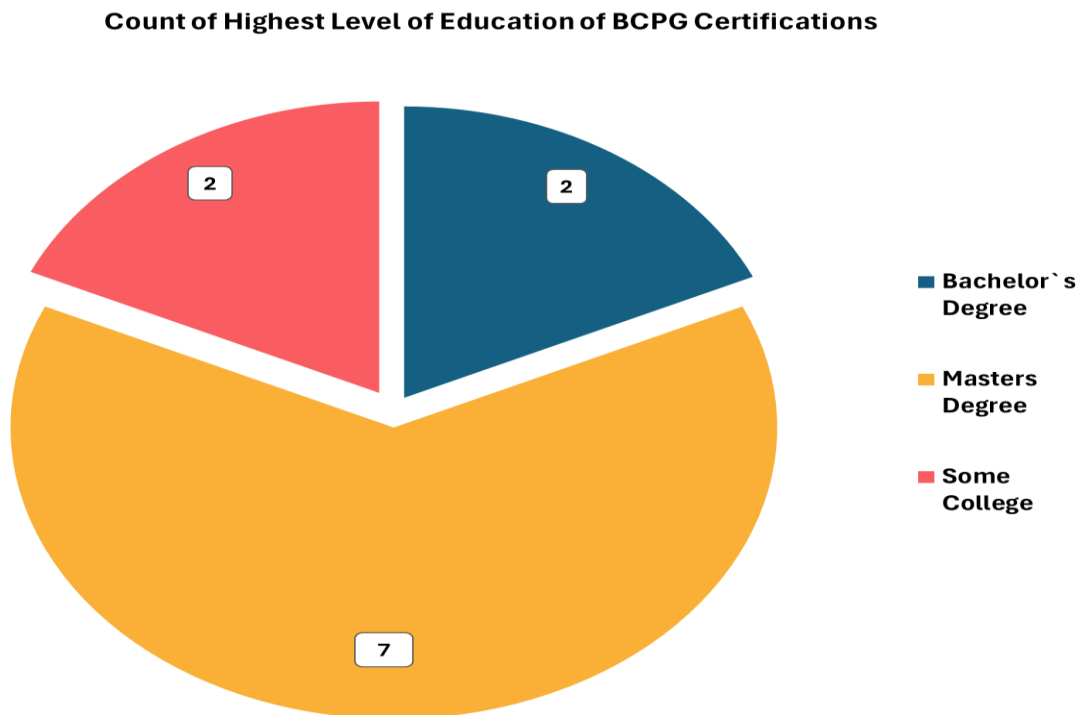


Figure 30 shows the count per education type for BCPG certifications.

Total BCPG Certifications Issued by Year

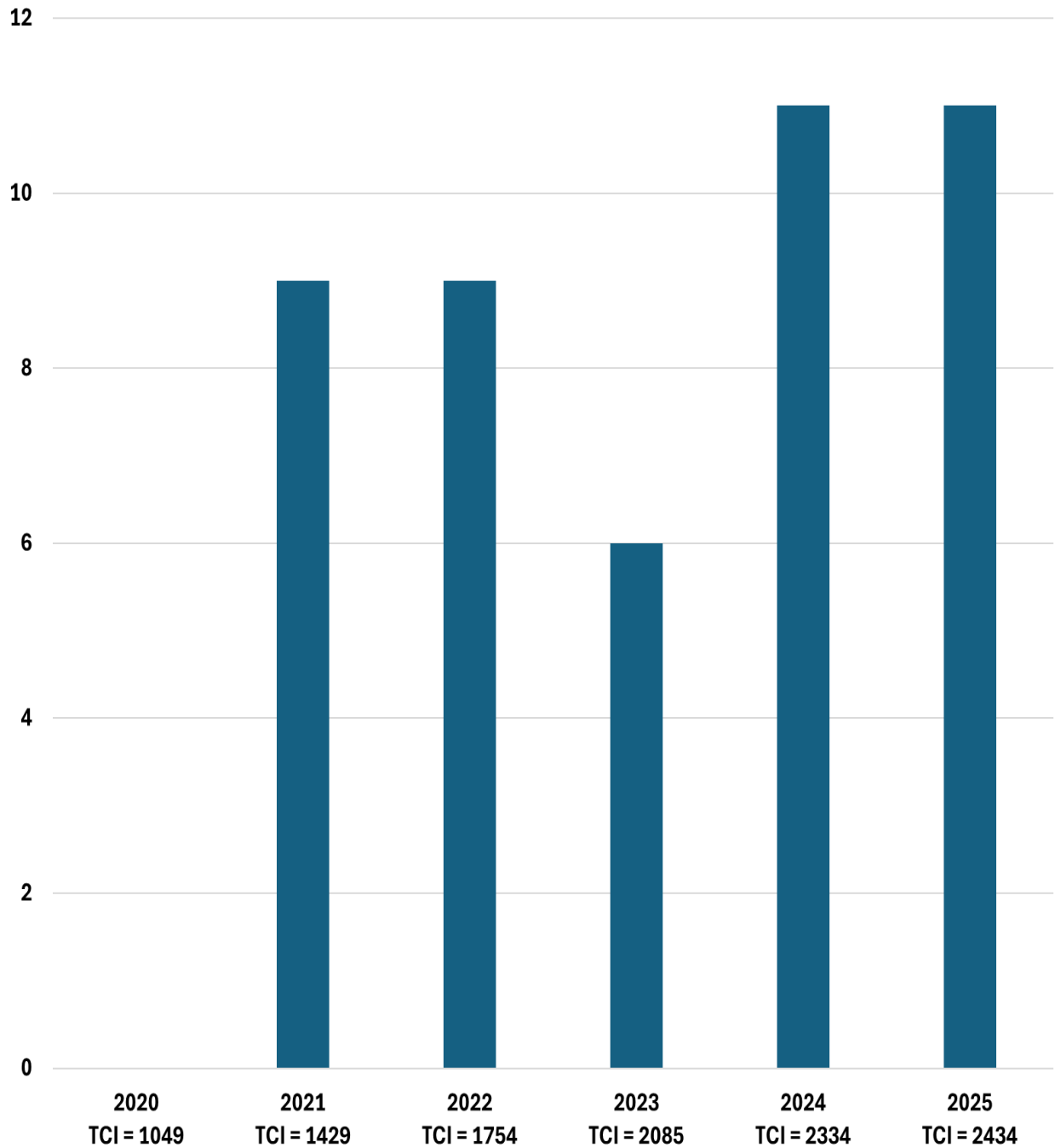


Figure 31 is the combined total of BCPG certifications (blue bars) compared to the total certifications issued (TCI=) for that year.

Certified Alcohol and Drug Addiction Consultant I (CADAC I) certification is an entry-level substance use treatment certification to support a professional’s growth towards a CADAC II or higher certification. This certification is only recognized in Indiana.

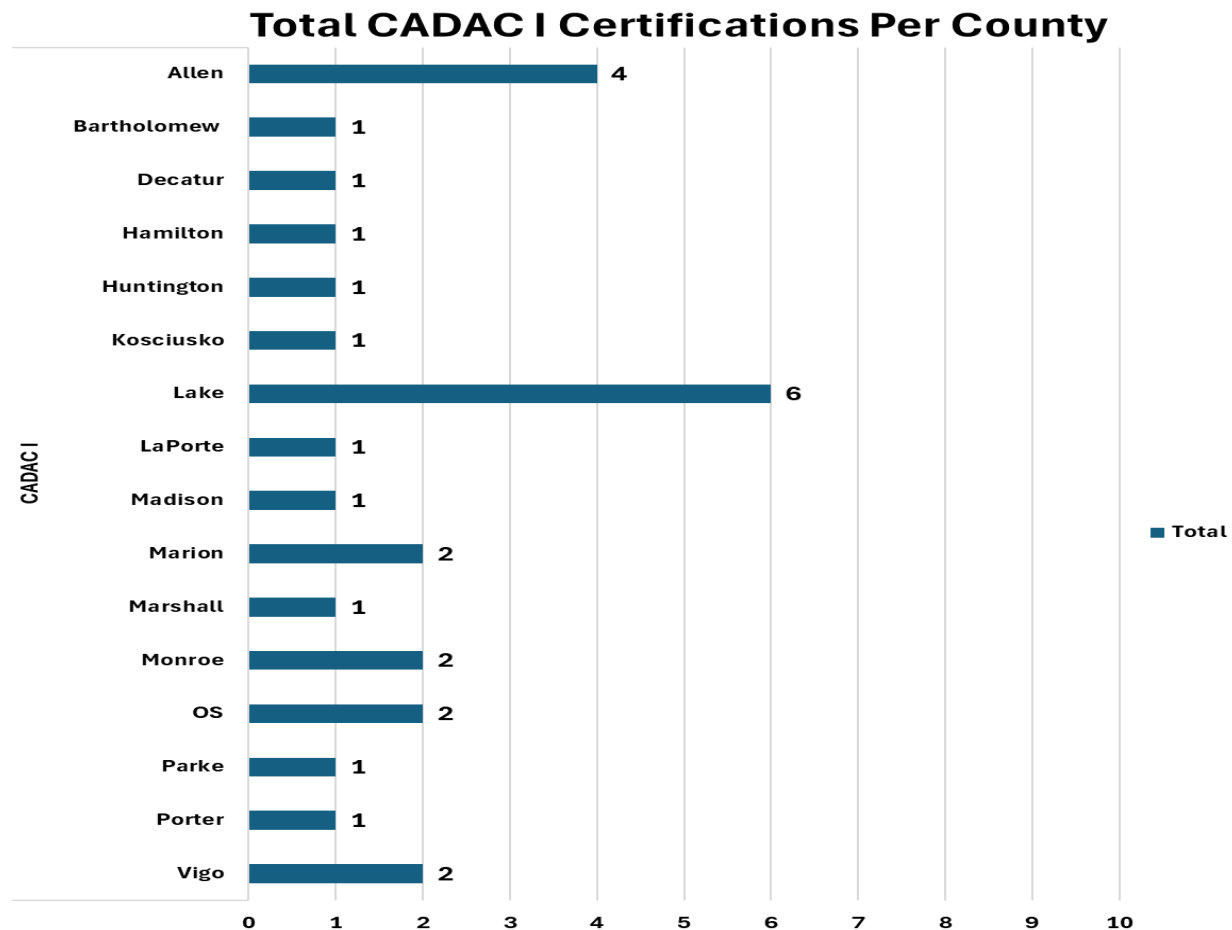


Figure 32 shows the count of CADAC I certifications by county in Indiana. Note that ‘OS’ in the chart above represents ‘Outside Indiana.’ 26 total CADAC I certifications are currently issued across Indiana.

County	Total Certifications	County	Total Certifications
Allen	4	Madison	1
Bartholomew	1	Marion	2
Decatur	1	Marshall	1
Hamilton	1	Monroe	2
Huntington	1	OS	2
Kosciusko	1	Parke	1
Lake	6	Porter	1
LaPorte	1	Vigo	2
Total Certifications Currently Issued		28	

Figure 33 shows the county and number breakdown as seen in Figure 31. Indiana has 92 counties and of them, there is an ICAADA CADAC I certification in 16% of them.

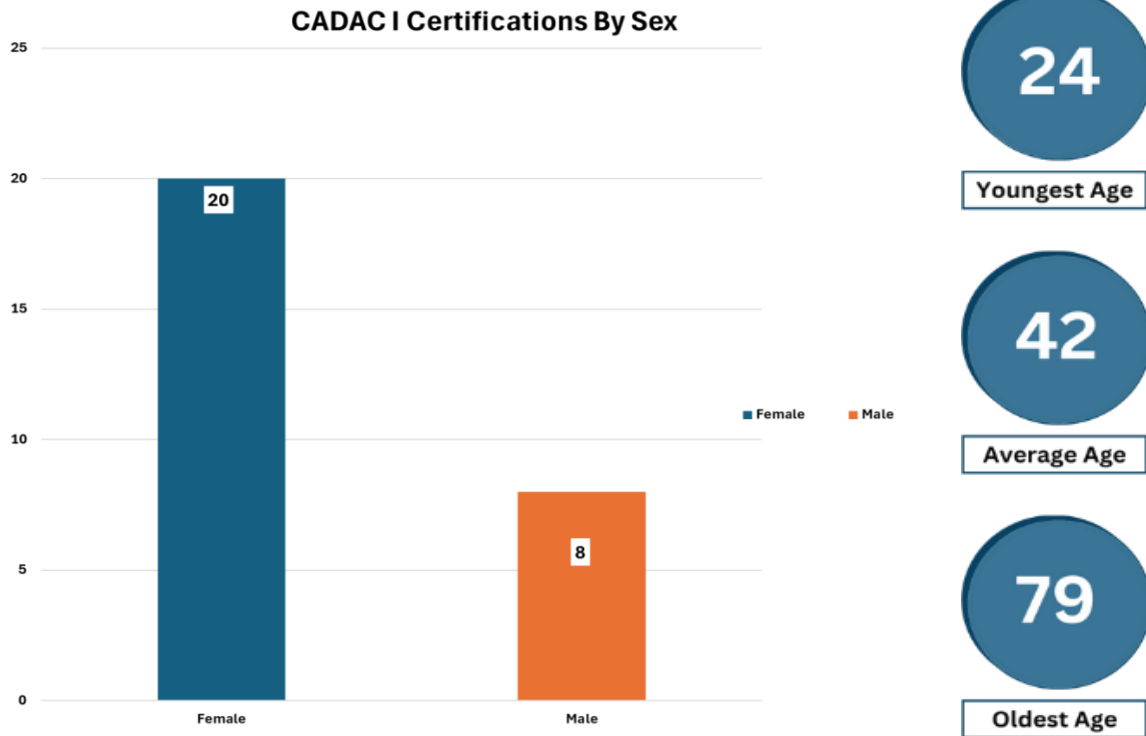


Figure 34 shows the total of CADAC I certifications based on age and sex.

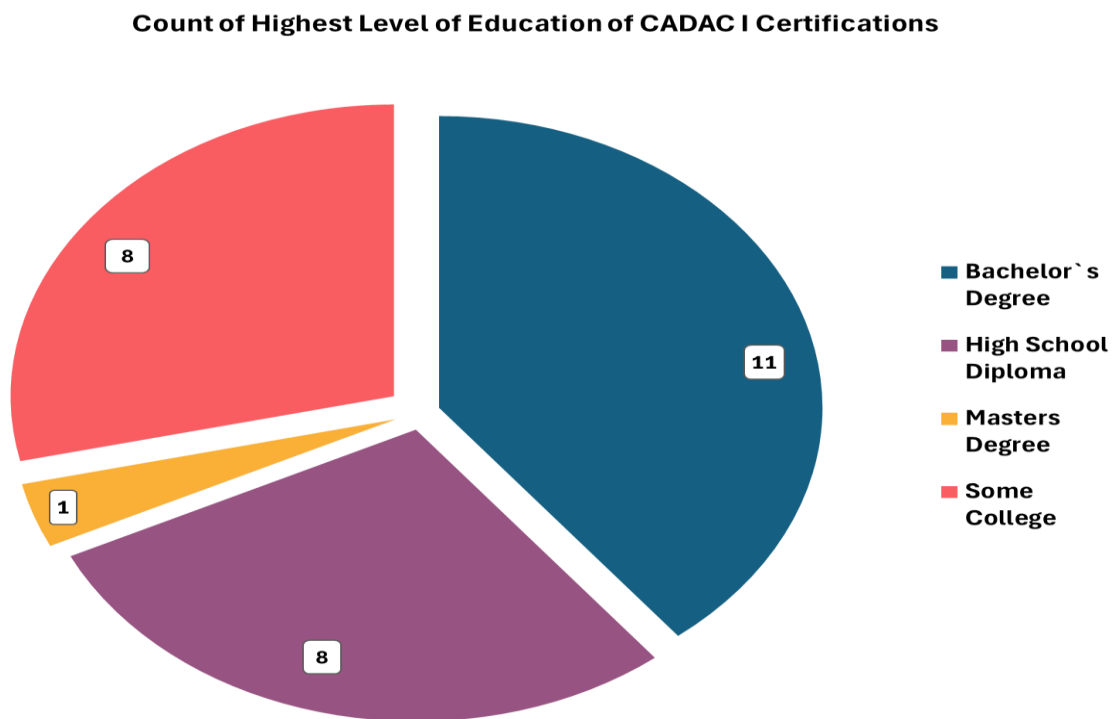
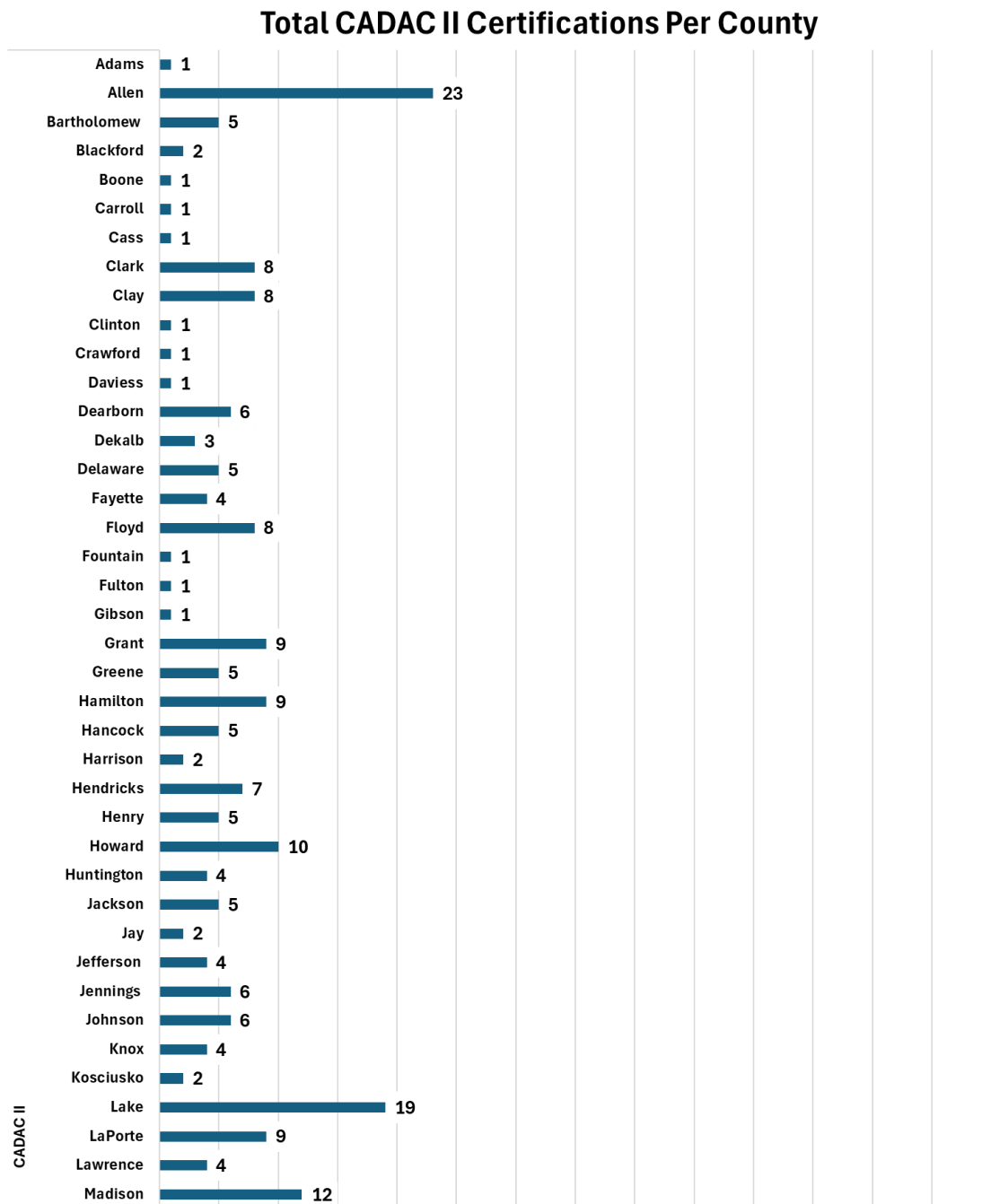


Figure 35 shows the count per education type for CADAC I certifications.

Certified Alcohol and Drug Addiction Consultant II (CADAC II) is a treatment level certification recognized by the Indiana Division of Mental Health and Addiction and by the International Credentialing and Reciprocity Consortium (IC&RC) and IC&RC affiliated states and countries which offer the IC&RC Alcohol and Drug Counselor (ADC) credential. This certification is considered a billable counseling service credential in Indiana Opioid Treatment Programs.



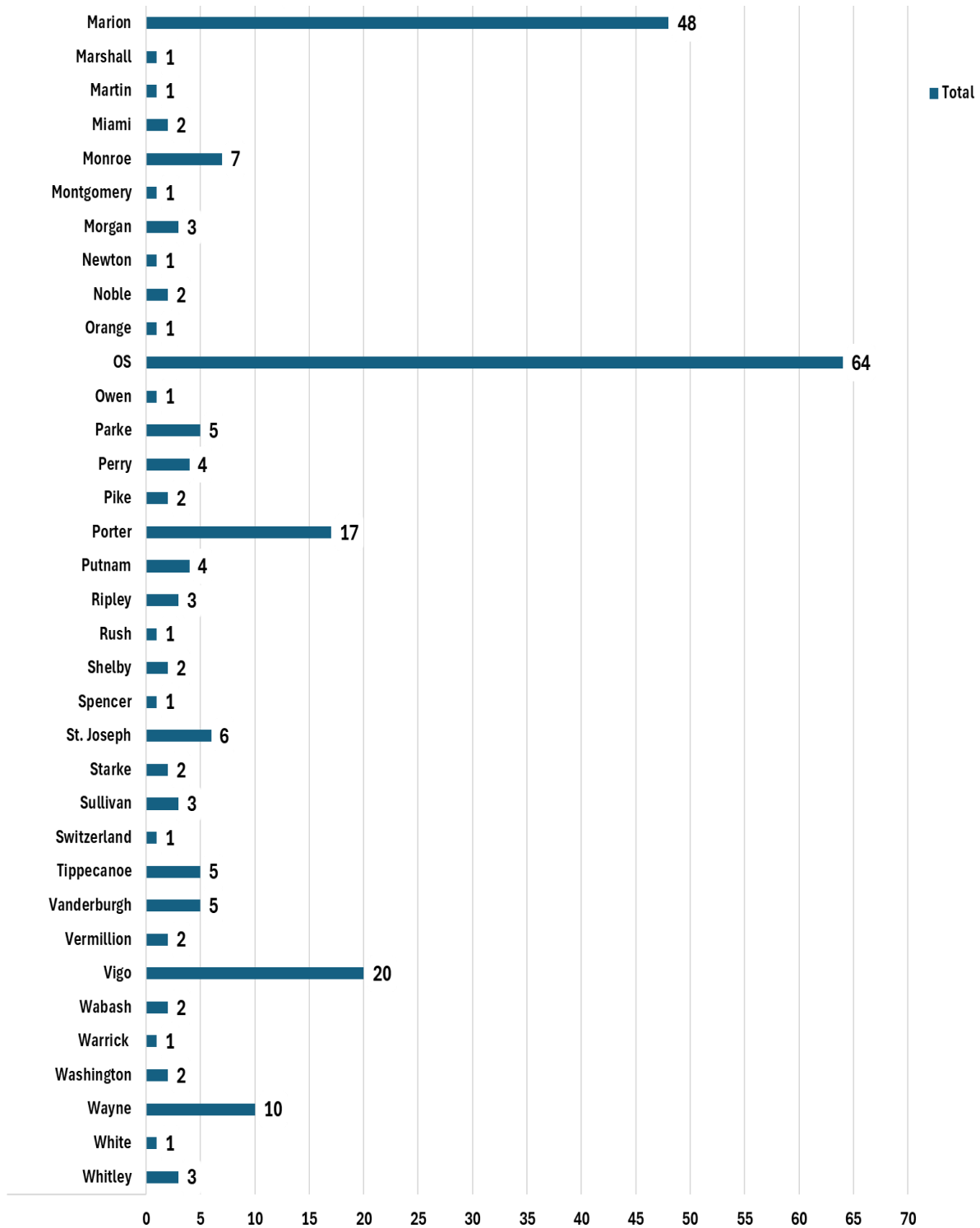
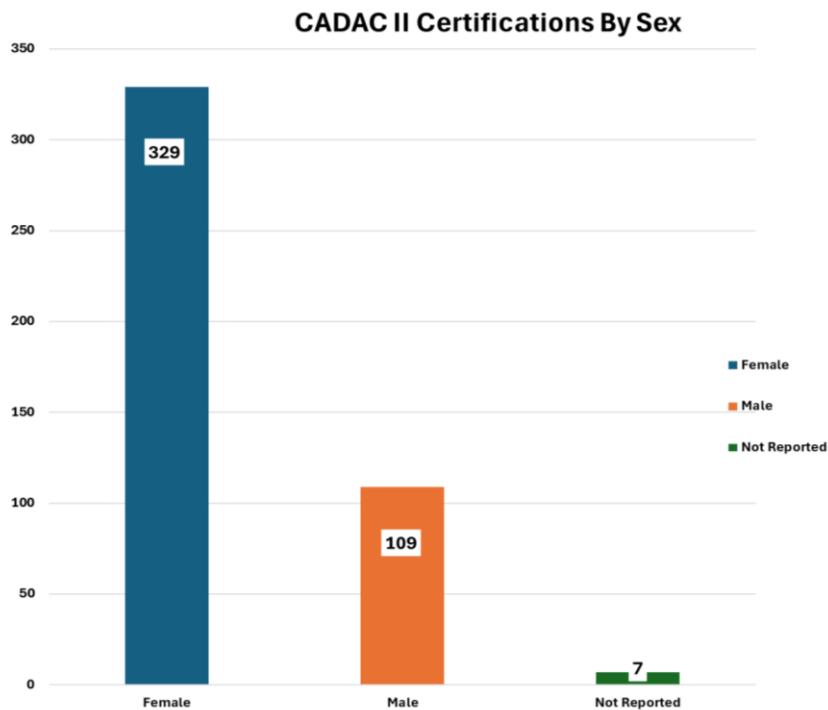


Figure 36 shows the count of CADAC II certifications by county in Indiana. Note that 'OS' in the chart above represents 'Outside Indiana.' 381 total CADAC II certifications are currently issued across Indiana.

County	Total Certifications	County	Total Certifications
Adams	1	Lawrence	4
Allen	23	Madison	12
Bartholomew	5	Marion	48
Blackford	2	Marshall	1
Boone	1	Martin	1
Carroll	1	Miami	2
Cass	1	Monroe	7
Clark	8	Montgomery	1
Clay	8	Morgan	3
Clinton	1	Newton	1
Crawford	1	Noble	2
Daviess	1	Orange	1
Dearborn	6	OS	64
Dekalb	3	Owen	1
Delaware	5	Parke	5
Fayette	4	Perry	4
Floyd	8	Pike	2
Fountain	1	Porter	17
Fulton	1	Putnam	4
Gibson	1	Ripley	3
Grant	9	Rush	1
Greene	5	Shelby	2
Hamilton	9	Spencer	1
Hancock	5	St. Joseph	6
Harrison	2	Starke	2
Hendricks	7	Sullivan	3
Henry	5	Switzerland	1
Howard	10	Tippecanoe	5
Huntington	4	Vanderburgh	5
Jackson	5	Vermillion	2
Jay	2	Vigo	20
Jefferson	4	Wabash	2
Jennings	6	Warrick	1
Johnson	6	Washington	2
Knox	4	Wayne	10
Kosciusko	2	White	1
Lake	19	Whitley	3
LaPorte	9		
Total Certifications Currently Issued		445	

Figure 37 shows the county and number breakdown as seen in Figure 35. Indiana has 92 counties and of them, there is an ICAADA CADAC II certification in 80% of them.



25

Youngest Age

44

Average Age

76

Oldest Age

Figure 38 shows the total of CADAC II certifications based on age and sex.

Count of Highest Level of Education of CADAC II Certifications

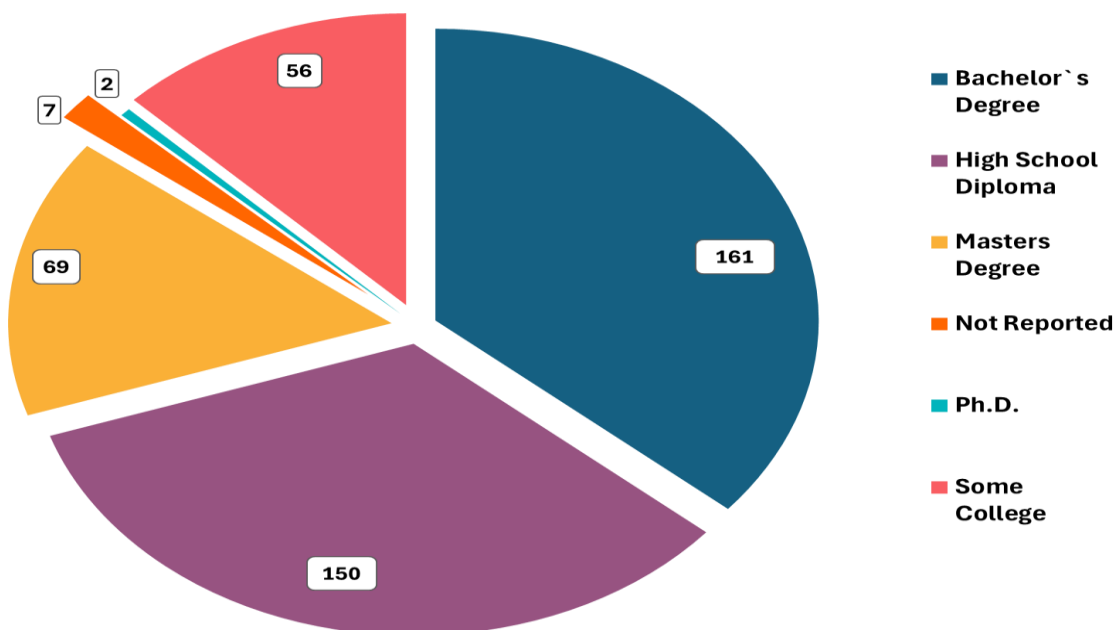


Figure 39 shows the count per education type for CADAC II certifications.

Certified Alcohol and Drug Addiction Consultant III (CADAC III) is a non-clinical addiction certification recognized by the Indiana Division of Mental Health & Addiction. Candidates seeking the CADAC III must hold and maintain a non-clinical (bachelor’s level) license recognized by the Indiana Professional Licensing Agency (IPLA) Behavioral Health and Human Services Licensing Board.

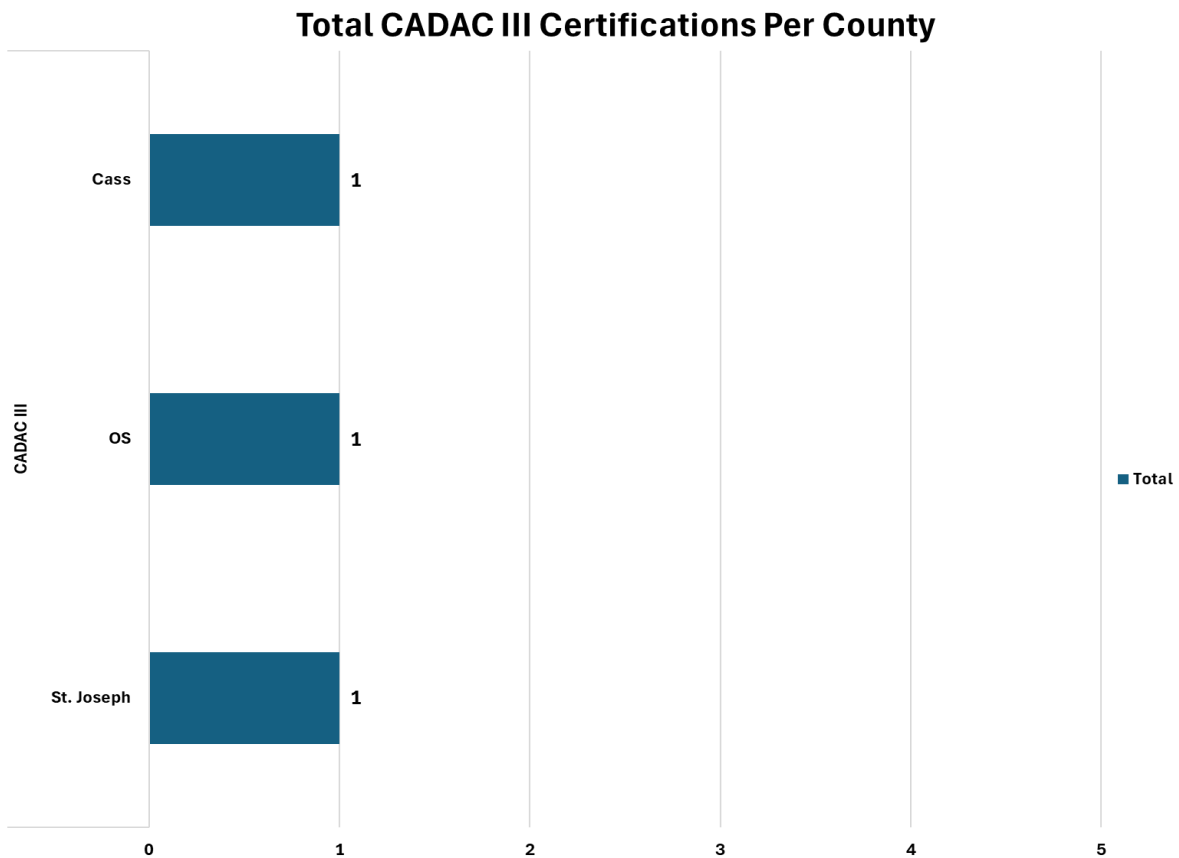
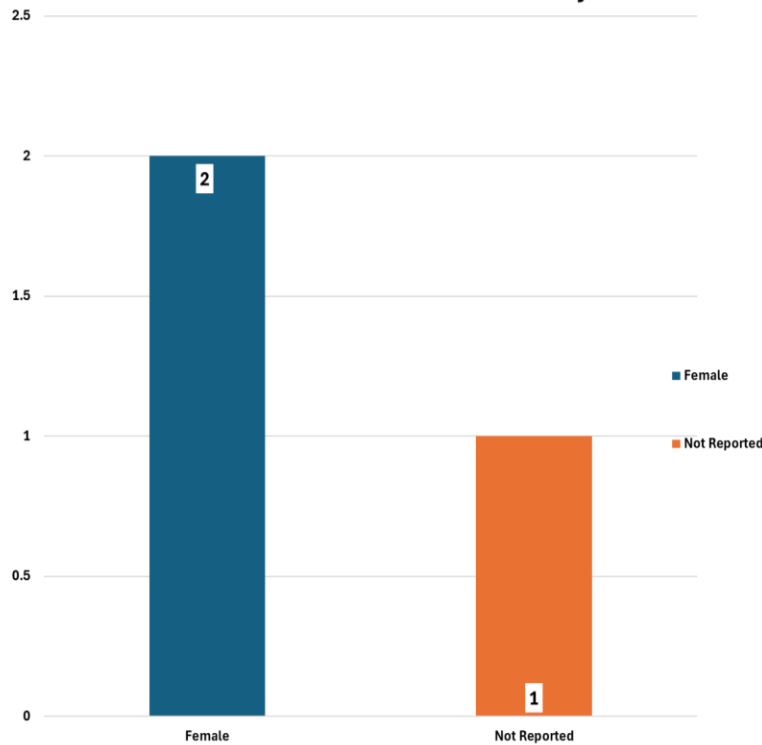


Figure 40 shows the count of CADAC III certifications by county in Indiana. Note that ‘OS’ in the chart above represents ‘Outside Indiana.’ 2 total CADAC III certifications are currently issued across Indiana.

County	Total Certifications
Cass	1
OS	1
St. Joseph	1
Total Certifications Currently Issued	3

Figure 41 shows the county and number breakdown as seen in Figure 39. Indiana has 92 counties and of them, there is an ICAADA CADAC III certification in 2% of them.

CADAC III Certifications By Sex



32

Youngest Age

45

Average Age

53

Oldest Age

Figure 42 shows the total of CADAC III certifications based on age and sex.

Count of Highest Level of Education of CADAC III Certifications

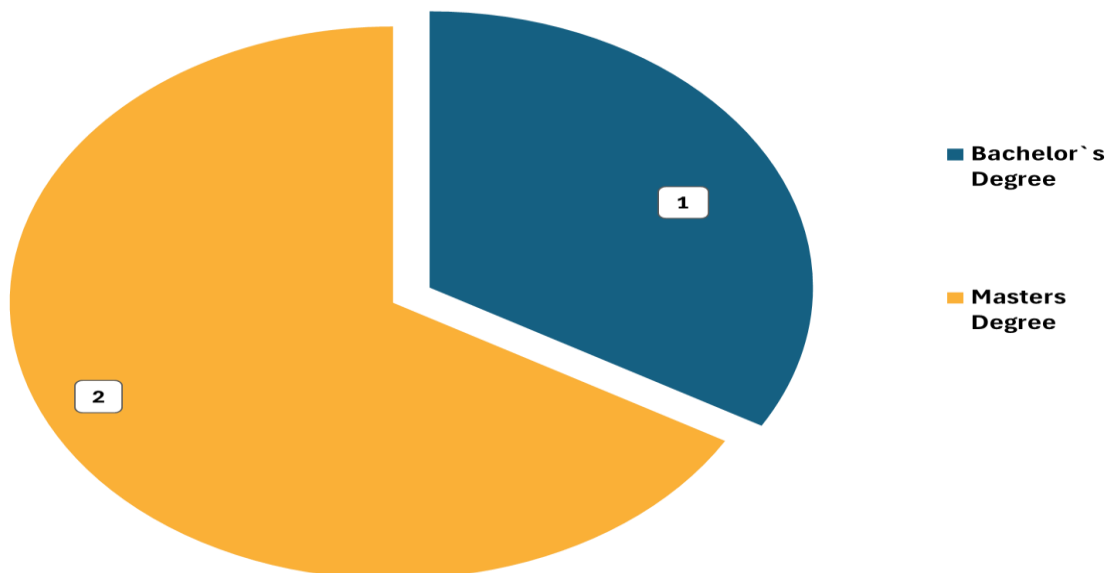


Figure 43 shows the count per education type for CADAC III certifications.

Certified Alcohol and Drug Addiction Consultant IV (CADAC IV) is an advanced treatment level certification recognized by the Indiana Division of Mental Health and Addiction and by the International Credentialing and Reciprocity Consortium (IC&RC) and IC&RC affiliated states and countries which offer the IC&RC Advanced Alcohol & Drug Counseling (AADC) certification. This certification is considered a billable counseling service certification in Indiana Opioid Treatment Programs.

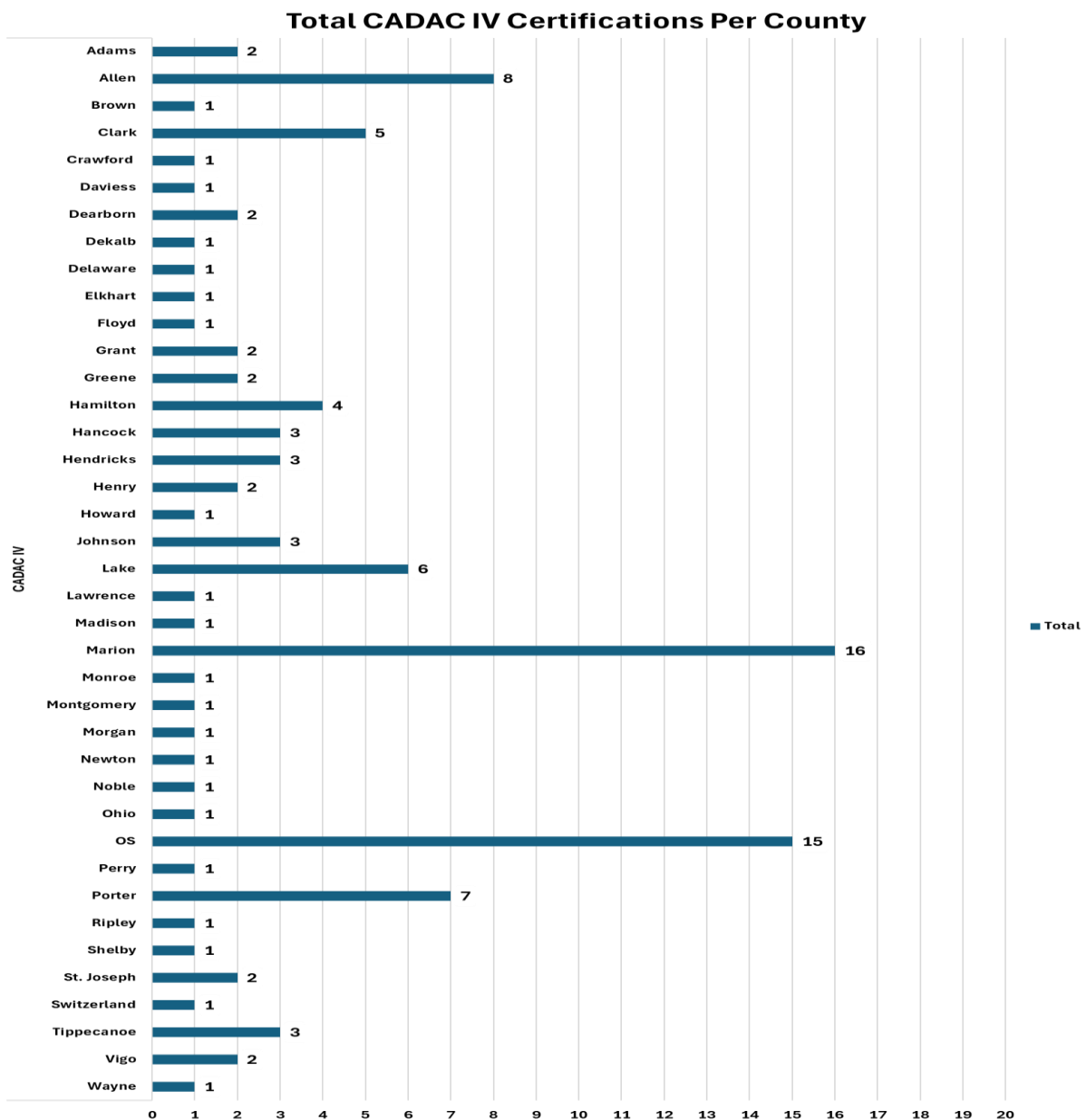
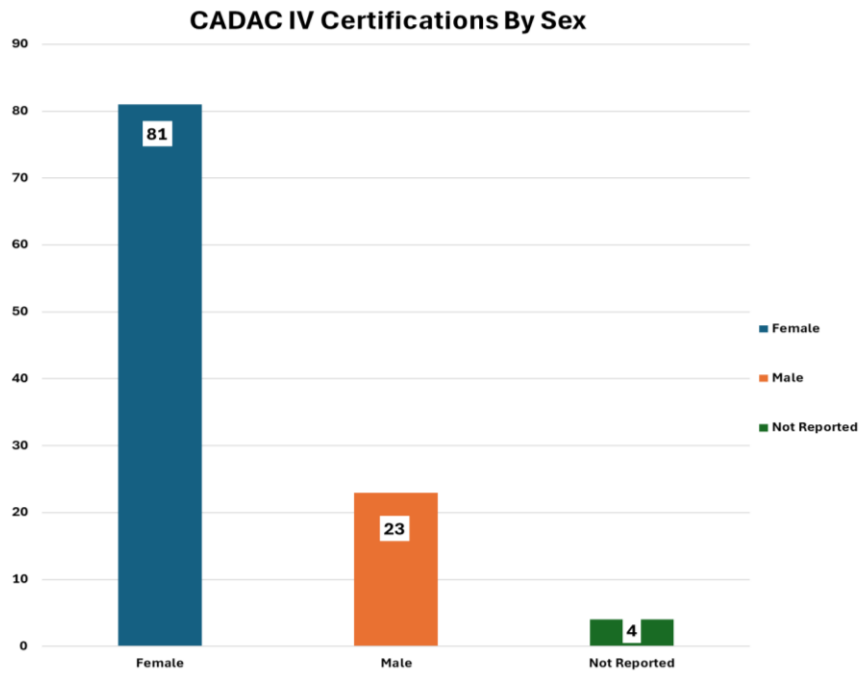


Figure 44 shows the count of CADAC IV certifications by county in Indiana. Note that 'OS' in the chart above represents 'Outside Indiana.' 93 total CADAC IV certifications are currently issued across Indiana.

County	Total Certifications	County	Total Certifications
Adams	2	Lawrence	1
Allen	8	Madison	1
Brown	1	Marion	16
Clark	5	Monroe	1
Crawford	1	Montgomery	1
Daviess	1	Morgan	1
Dearborn	2	Newton	1
Dekalb	1	Noble	1
Delaware	1	Ohio	1
Elkhart	1	OS	15
Floyd	1	Perry	1
Grant	2	Porter	7
Greene	2	Ripley	1
Hamilton	4	Shelby	1
Hancock	3	St. Joseph	2
Hendricks	3	Switzerland	1
Henry	2	Tippecanoe	3
Howard	1	Vigo	2
Johnson	3	Wayne	1
Lake	6		
Total Certifications Currently Issued		108	

Figure 45 shows the county and number breakdown as seen in Figure 43. Indiana has 92 counties and of them, there is an ICAADA CADAC IV certification in 41% of them.



25
Youngest Age

45
Average Age

75
Oldest Age

Figure 46 shows the total of CADAC IV certifications based on age and sex.

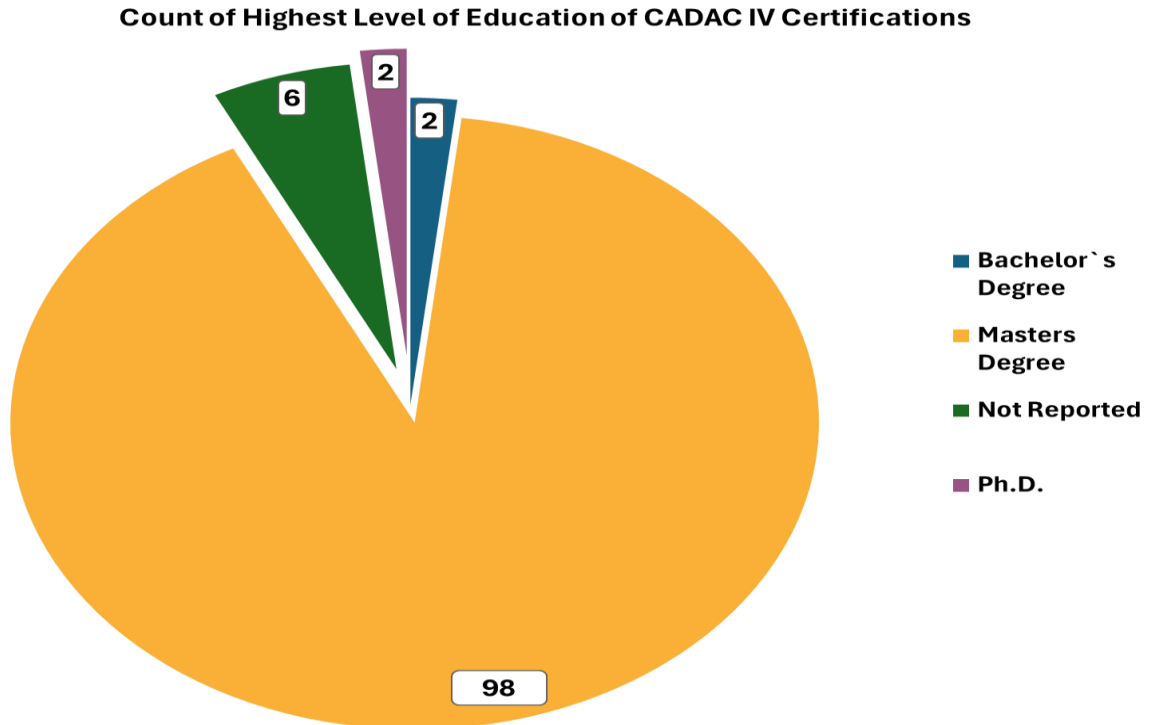


Figure 47 shows the count per education type for CADAC IV certifications. Please note that the CADAC IV requires a Master's degree but previously allowed different levels and those without a master's degree in this chart are legacy certification holders.

Certified Alcohol and Drug Addiction Consultant V (CADAC V) is an advanced treatment level addiction certification recognized by the Indiana Division of Mental Health & Addiction.

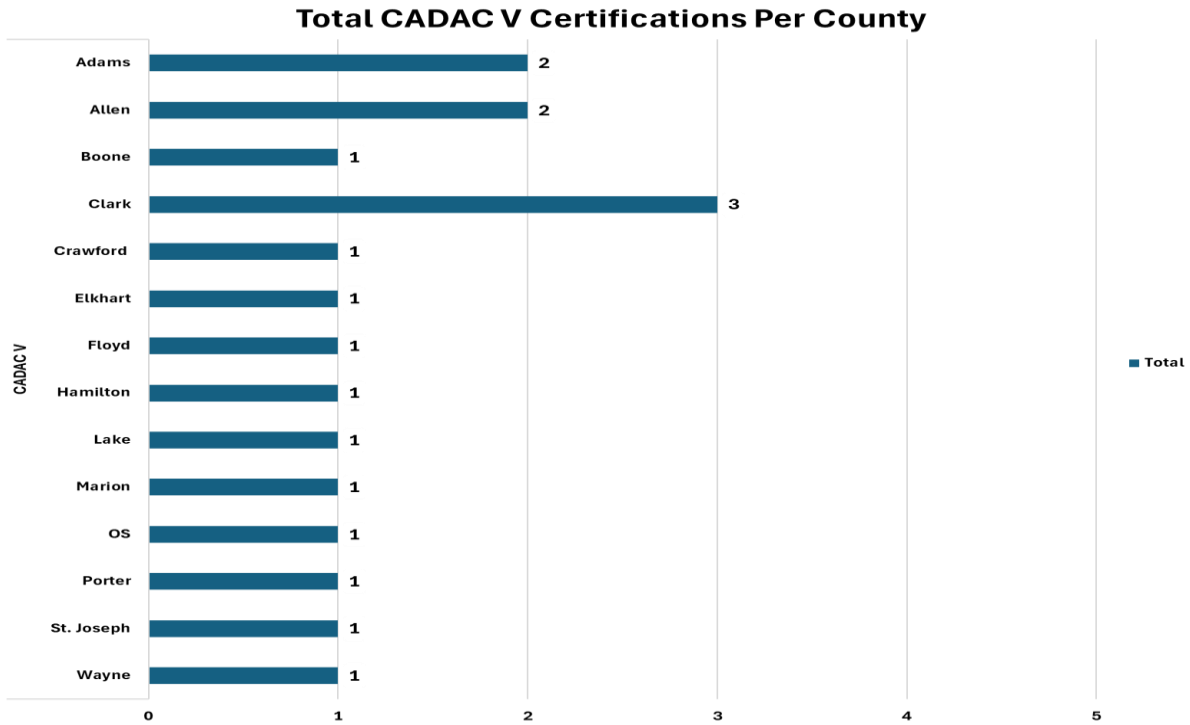


Figure 48 shows the count of CADAC V certifications by county in Indiana. Note that 'OS' in the chart above represents 'Outside Indiana.' 17 total CADAC V certifications are currently issued across Indiana.

County	Total Certifications
Adams	2
Allen	2
Boone	1
Clark	3
Crawford	1
Elkhart	1
Floyd	1
Hamilton	1
Lake	1
Marion	1
OS	1
Porter	1
St. Joseph	1
Wayne	1
Total Certifications Currently Issued	18

Figure 49 shows the county and number breakdown as seen in Figure 47. Indiana has 92 counties and of them, there is an ICAADA CADAC V certification in 14% of them.

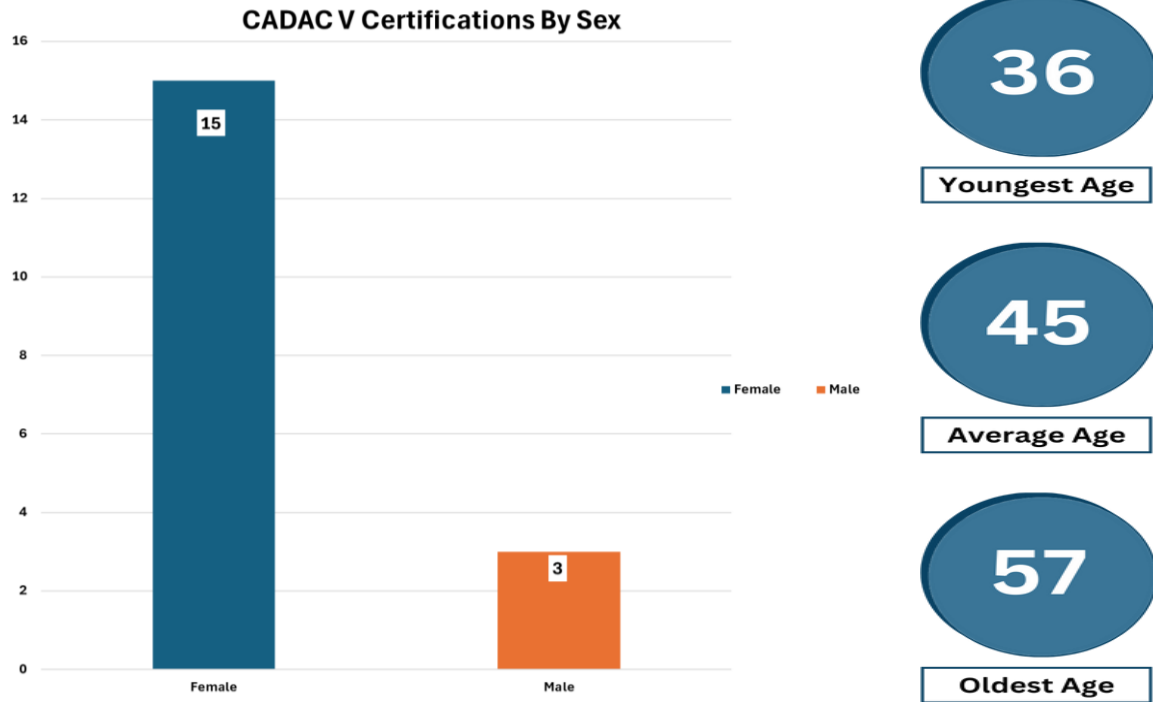


Figure 50 shows the total of CADAC V certifications based on age and sex.

Count of Highest Level of Education of CADAC V Certifications

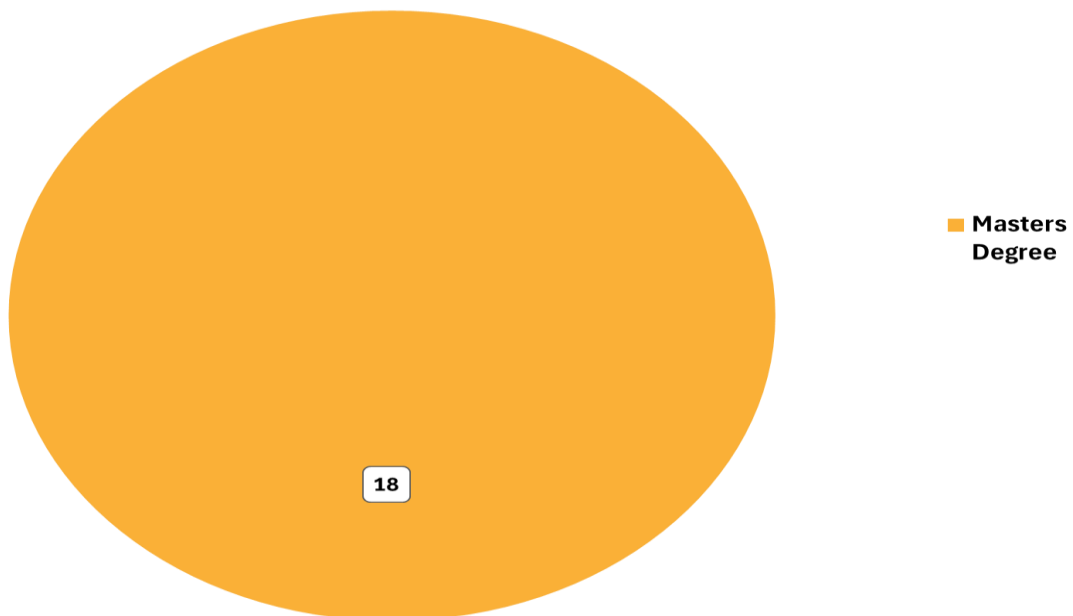


Figure 51 shows the count per education type for CADAC V certifications.

Total CADAC I-V Certifications Issued by Year

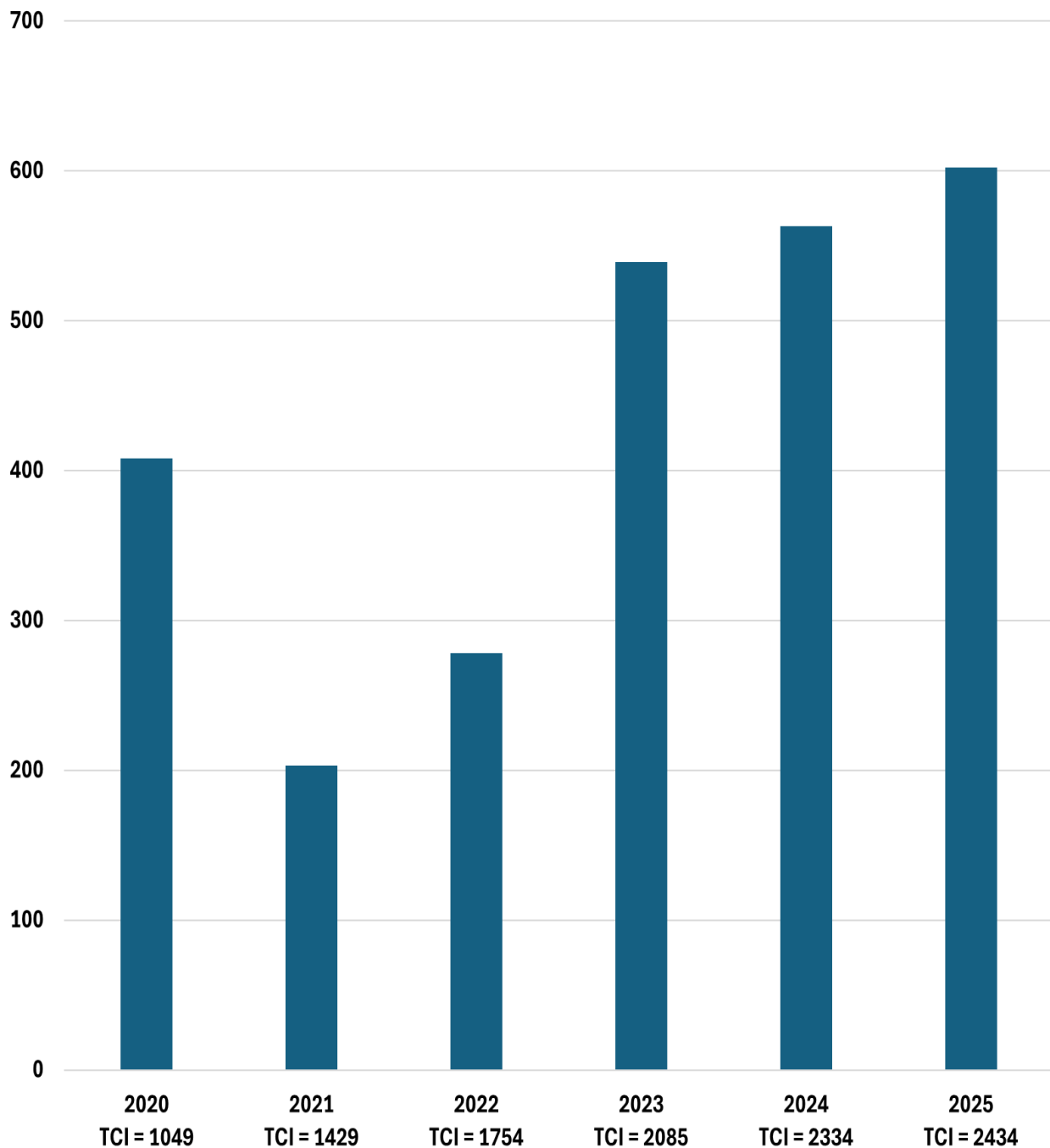
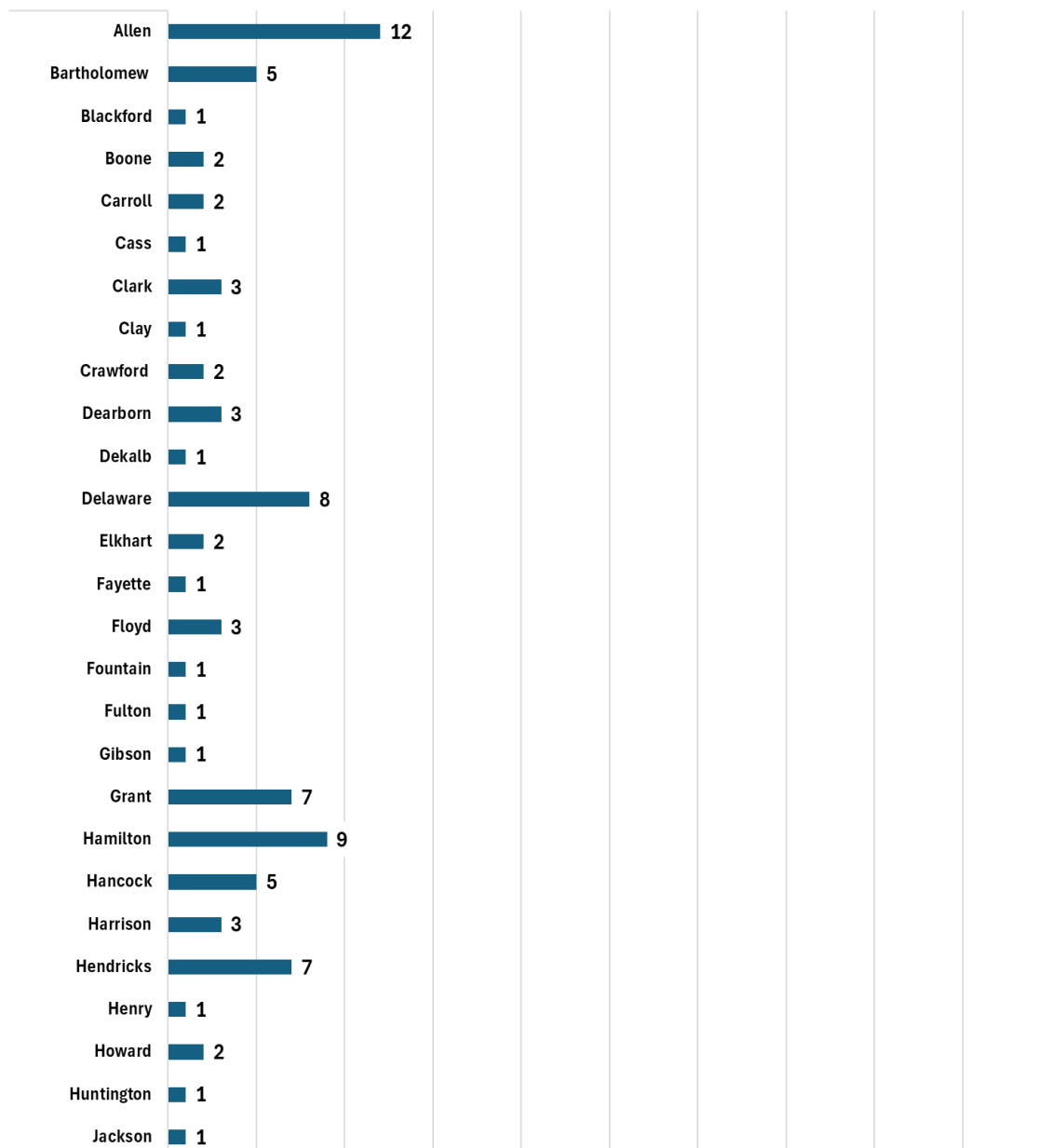


Figure 52 is the combined total of CADAC I, CADAC II, CADAC III, CADAC IV, and CADAC V certifications (blue bars) compared to the total certifications issued (TCI=) for that year.

Medication Assisted Treatment Specialist (MATs) is a treatment certification that provides validation of additional competency related to the medications utilized to treat substance use disorders. This certification is recognized by the Division of Mental Health and Addiction of the Indiana Department of Family and Social Services Administration. When paired with the ICAADA ACIT II certification for those who work, specifically, in Opioid Treatment Programs is approved for Medicaid Reimbursement.

Total MATS Certifications Per County



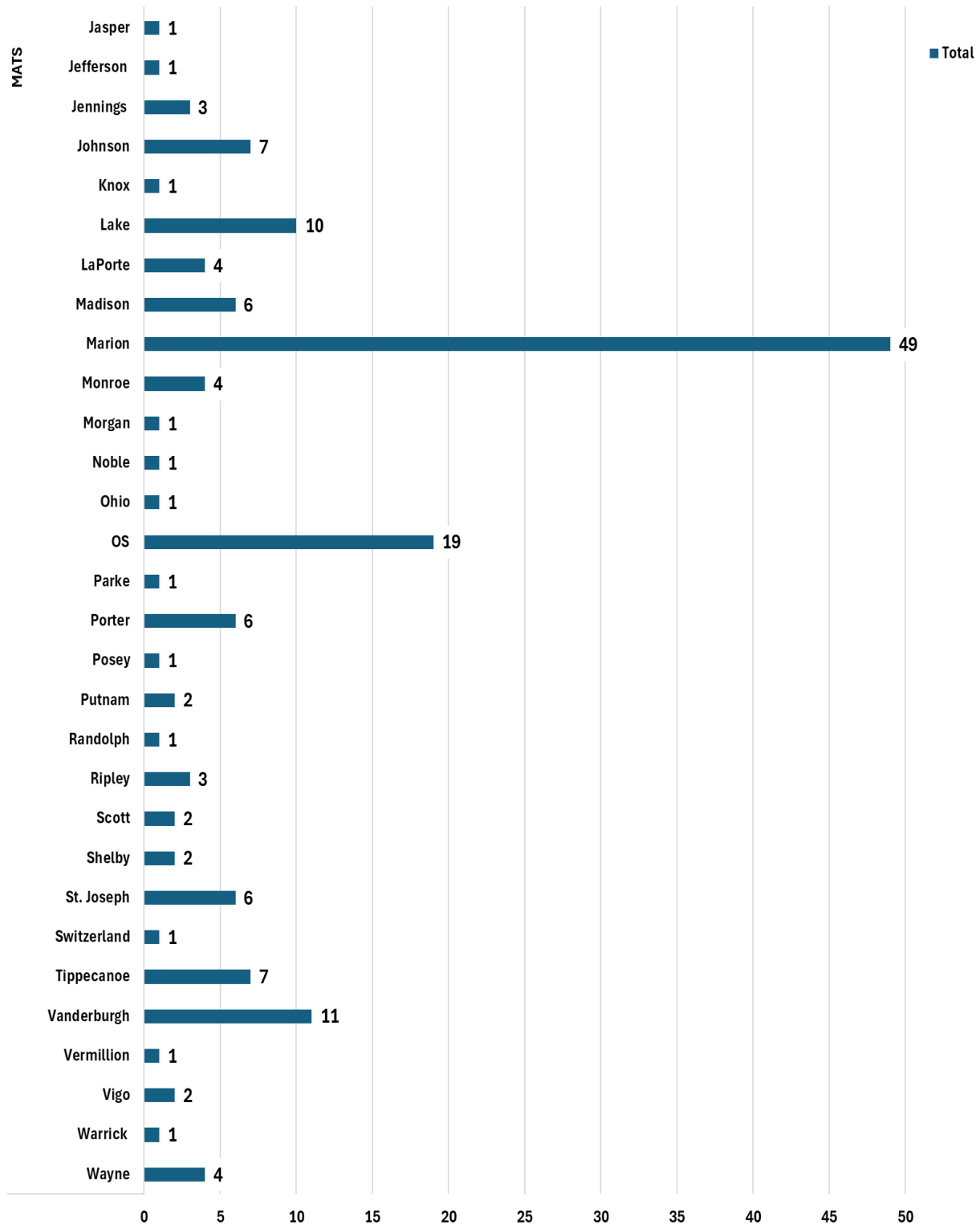
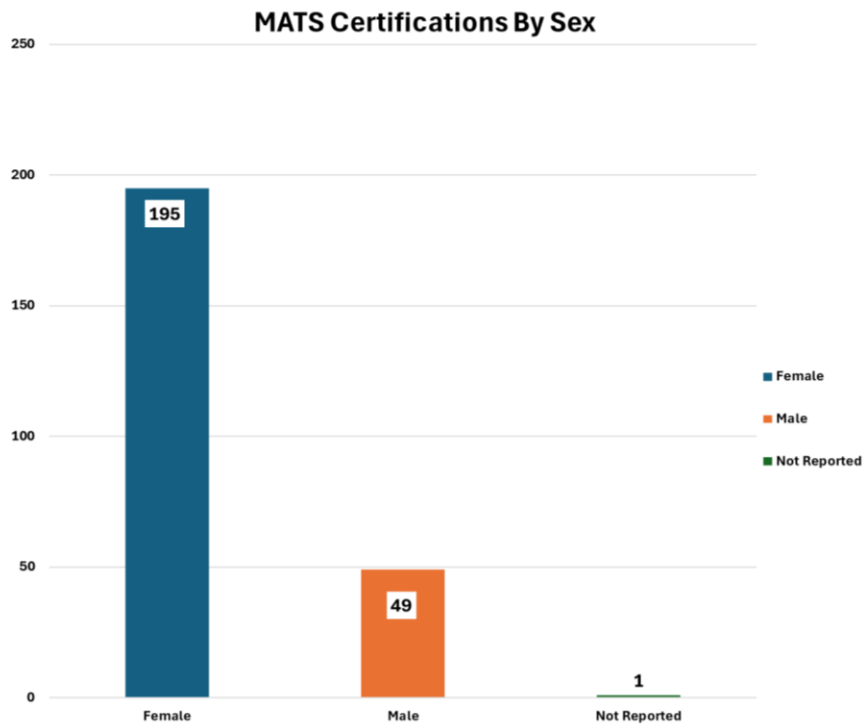


Figure 53 shows the count of MATS certifications by county in Indiana. Note that 'OS' in the chart above represents 'Outside Indiana.' 226 total MATS certifications are currently issued across Indiana.

County	Total Certifications	County	Total Certifications
Allen	12	Jennings	3
Bartholomew	5	Johnson	7
Blackford	1	Knox	1
Boone	2	Lake	10
Carroll	2	LaPorte	4
Cass	1	Madison	6
Clark	3	Marion	49
Clay	1	Monroe	4
Crawford	2	Morgan	1
Dearborn	3	Noble	1
Dekalb	1	Ohio	1
Delaware	8	OS	19
Elkhart	2	Parke	1
Fayette	1	Porter	6
Floyd	3	Posey	1
Fountain	1	Putnam	2
Fulton	1	Randolph	1
Gibson	1	Ripley	3
Grant	7	Scott	2
Hamilton	9	Shelby	2
Hancock	5	St. Joseph	6
Harrison	3	Switzerland	1
Hendricks	7	Tippecanoe	7
Henry	1	Vanderburgh	11
Howard	2	Vermillion	1
Huntington	1	Vigo	2
Jackson	1	Warrick	1
Jasper	1	Wayne	4
Jefferson	1		
Total Certifications Currently Issued		245	

Figure 54 shows the county and number breakdown as seen in Figure 52. Indiana has 92 counties and of them, there is an ICAADA MATS certification in 61% of them.



23

Youngest Age

42

Average Age

74

Oldest Age

Figure 55 shows the total of MATS certifications based on age and sex.

Count of Highest Level of Education of MATS Certifications

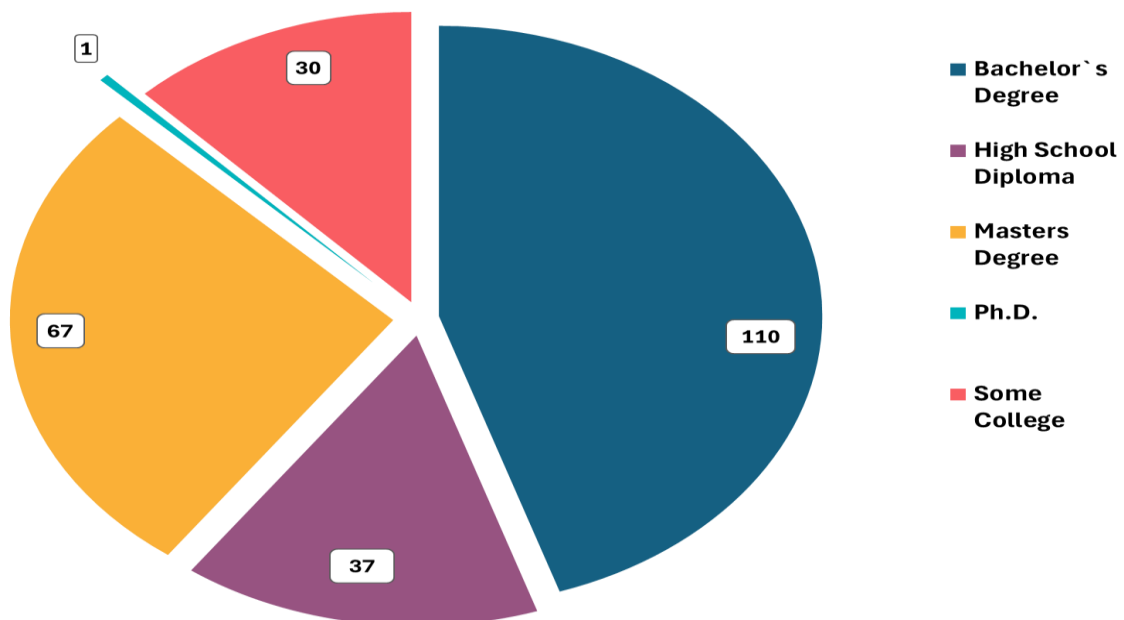


Figure 56 shows the count per education type for MATS certifications.

Total MATS Certifications Issued by Year

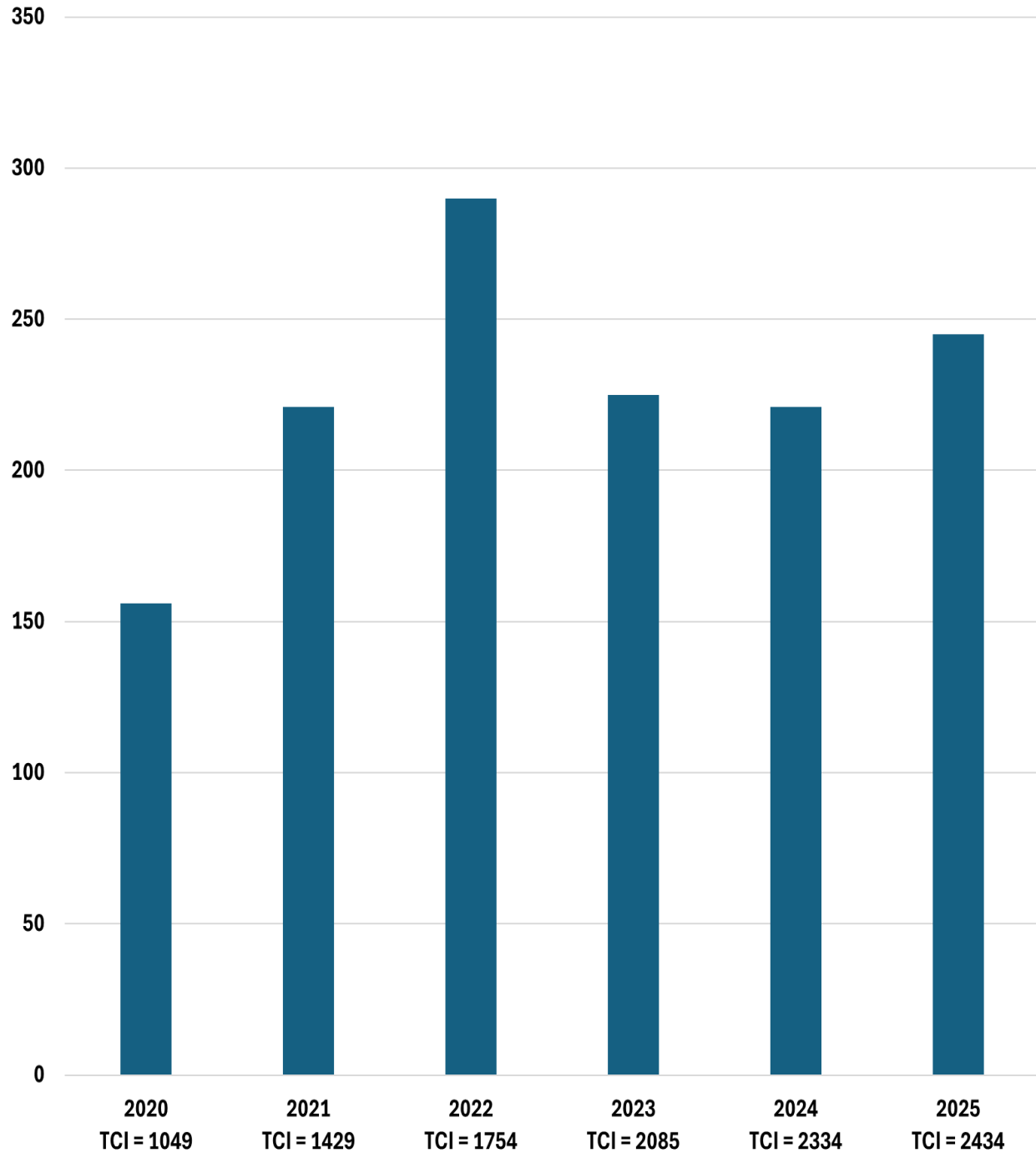
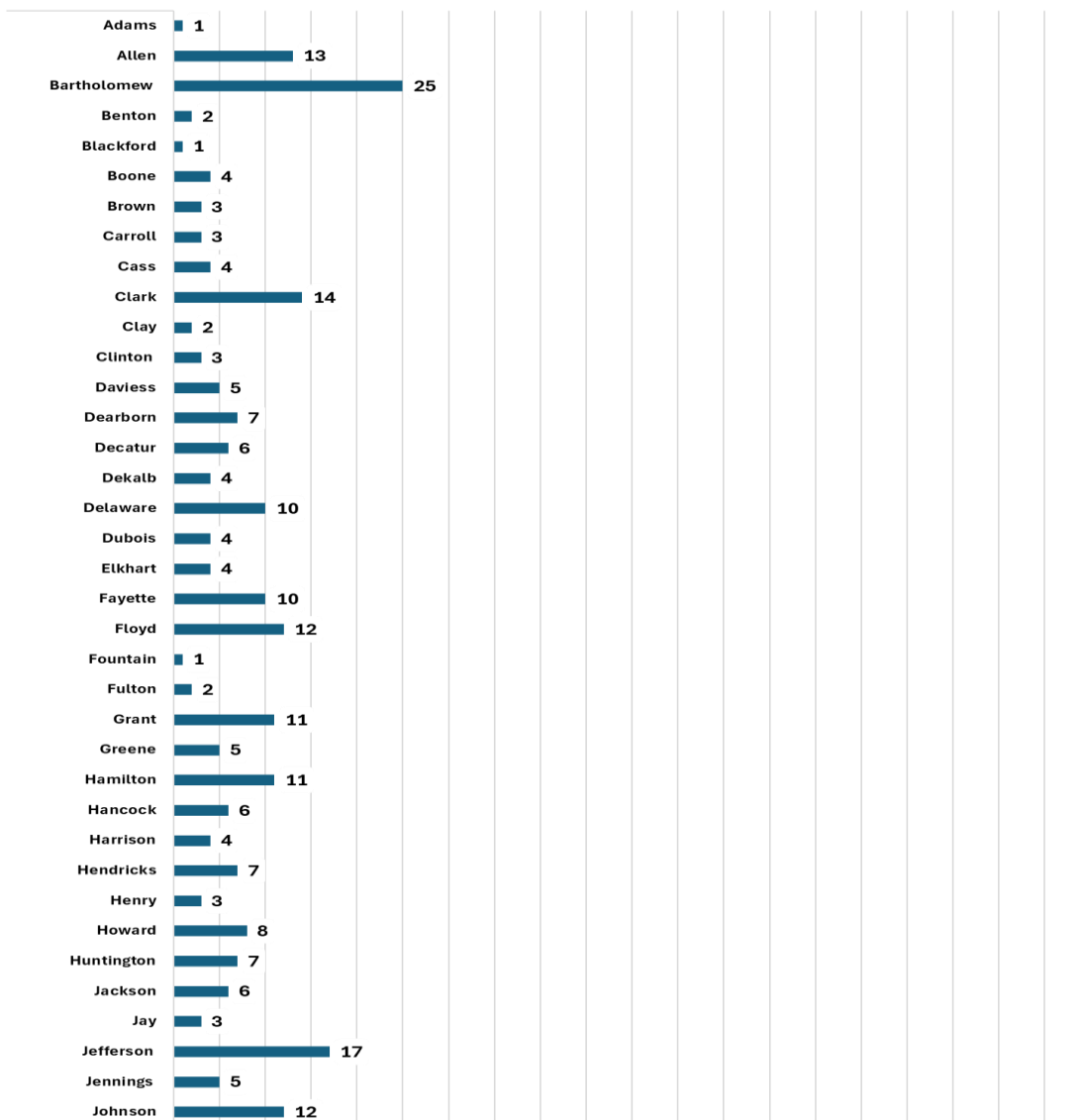


Figure 57 is the combined total of MATS certifications (blue bars) compared to the total certifications issued (TCI=) for that year.

Recovery Certifications

Certified Peer Recovery Coach-Associate (CPRC-A) is an introductory level certification for those who have personal lived experience of recovery from substance use, mental health, or co-occurring disorders. This certification is for those who wish to provide recovery support to those seeking/in recovery from substance use and/or mental health concerns. This peer recovery support certification is recognized by the Indiana Division of Mental Health and Addiction and Indiana Department of Workforce Development as Promoted Industry Certifications. This certification is a billable option through Indiana Medicaid, Indiana Recovery Works, and Indiana Problem Gambler Awareness Program.

Total CPRC-A Certifications Per County



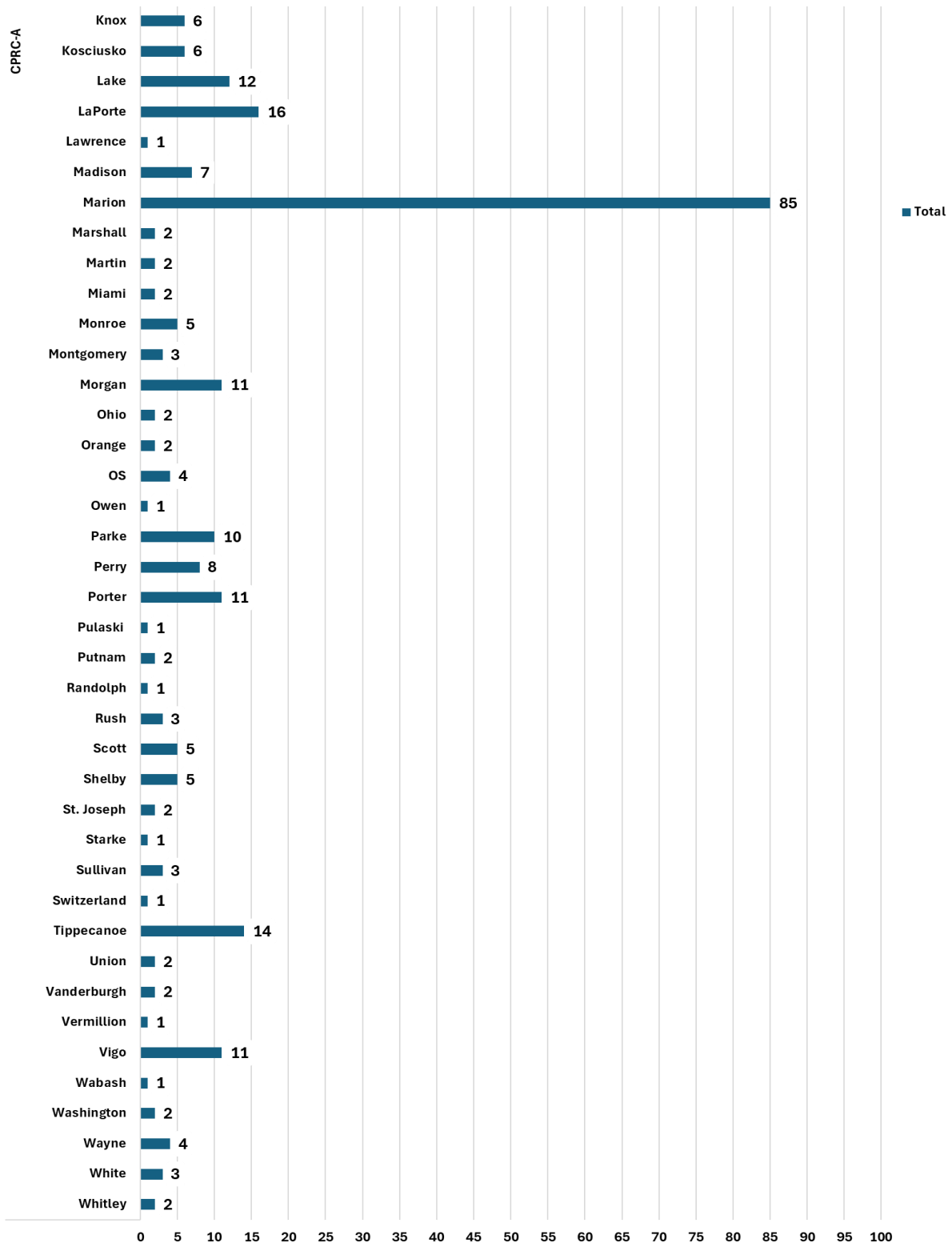
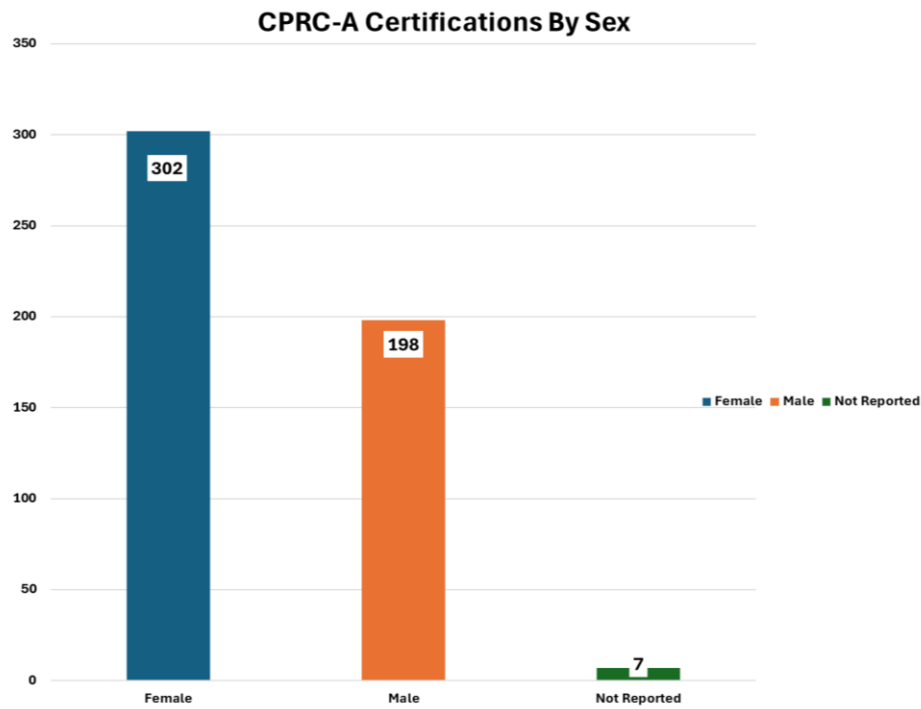


Figure 58 shows the count of CPRC-A certifications by county in Indiana. Note that 'OS' in the chart above represents 'Outside Indiana.' 503 total CPRC-A certifications are currently issued across Indiana.

County	Total Certifications	County	Total Certifications	County	Total Certifications
Adams	1	Hancock	6	OS	4
Allen	13	Harrison	4	Owen	1
Bartholomew	25	Hendricks	7	Parke	10
Benton	2	Henry	3	Perry	8
Blackford	1	Howard	8	Porter	11
Boone	4	Huntington	7	Pulaski	1
Brown	3	Jackson	6	Putnam	2
Carroll	3	Jay	3	Randolph	1
Cass	4	Jefferson	17	Rush	3
Clark	14	Jennings	5	Scott	5
Clay	2	Johnson	12	Shelby	5
Clinton	3	Knox	6	St. Joseph	2
Daviess	5	Kosciusko	6	Starke	1
Dearborn	7	Lake	12	Sullivan	3
Decatur	6	LaPorte	16	Switzerland	1
Dekalb	4	Lawrence	1	Tippecanoe	14
Delaware	10	Madison	7	Union	2
Dubois	4	Marion	85	Vanderburgh	2
Elkhart	4	Marshall	2	Vermillion	1
Fayette	10	Martin	2	Vigo	11
Floyd	12	Miami	2	Wabash	1
Fountain	1	Monroe	5	Washington	2
Fulton	2	Montgomery	3	Wayne	4
Grant	11	Morgan	11	White	3
Greene	5	Ohio	2	Whitley	2
Hamilton	11	Orange	2		
Total Certifications Currently Issued			507		

Figure 59 shows the county and number breakdown as seen in Figure 57. Indiana has 92 counties and of them, there is an ICAADA CPRC-A certification in 83% of them.



20

Youngest Age

42

Average Age

76

Oldest Age

Figure 60 shows the total of CPRC-A certifications based on age and sex.

Count of Highest Level of Education of CPRC-A Certifications

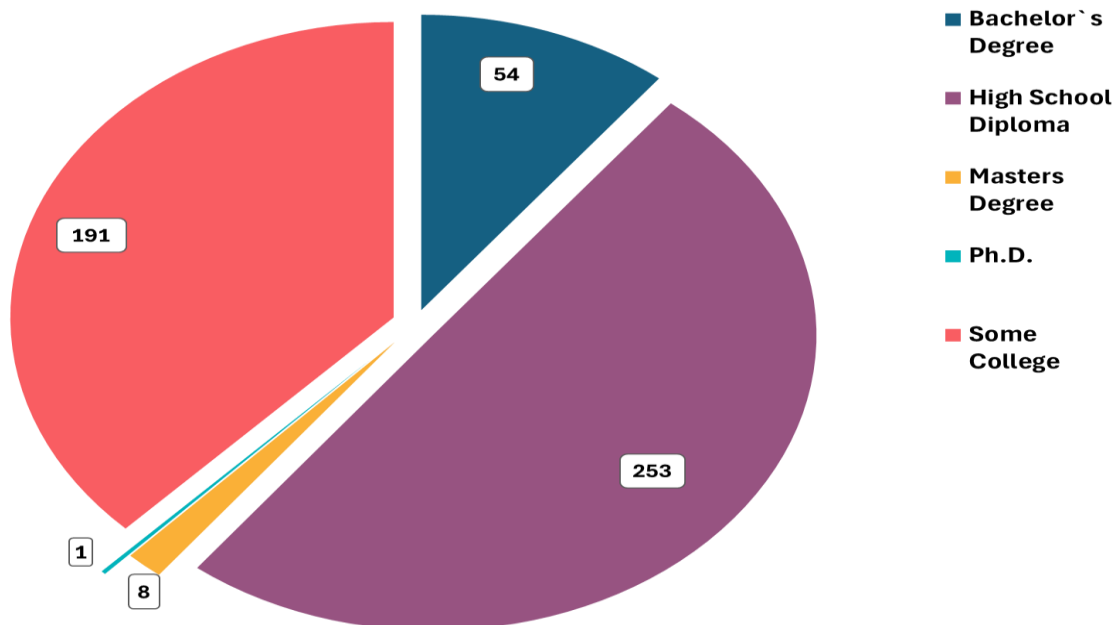
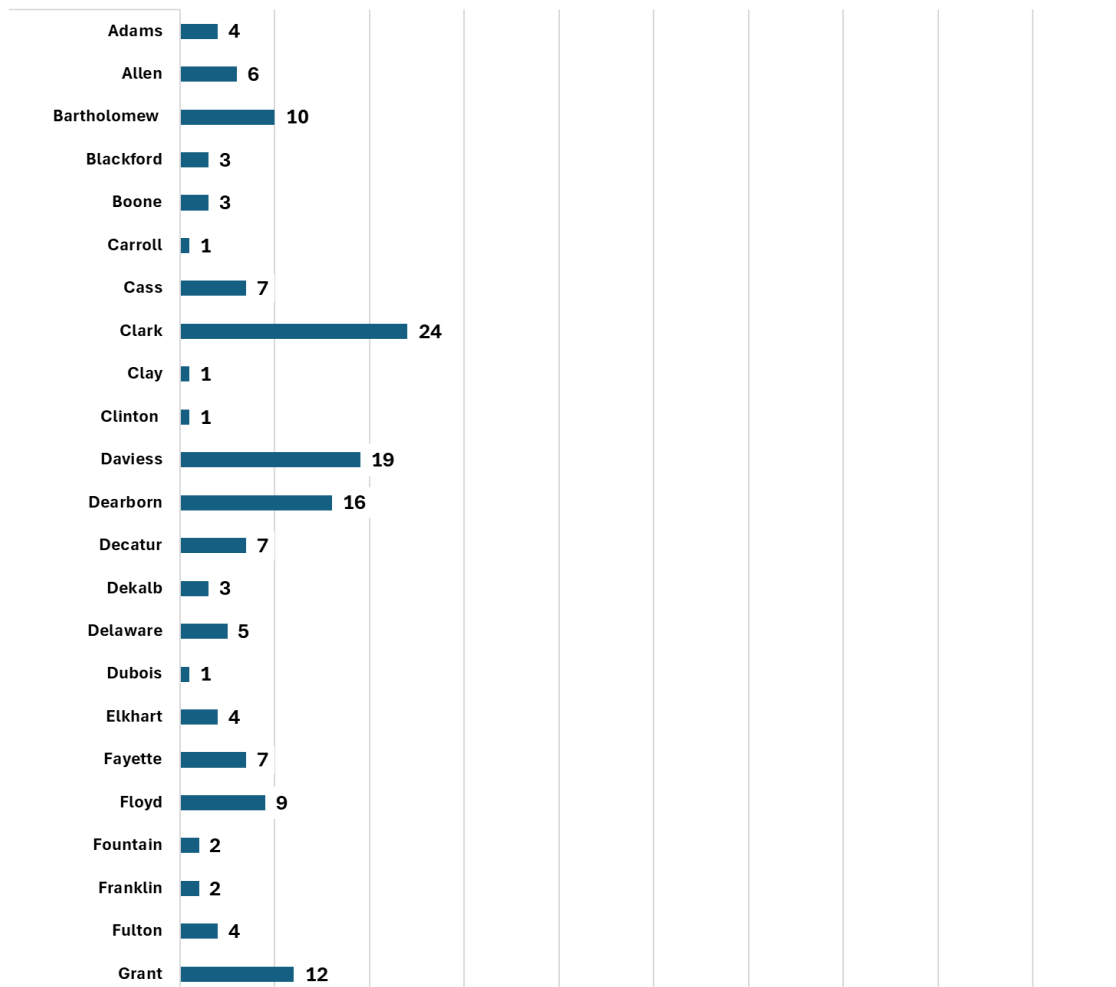
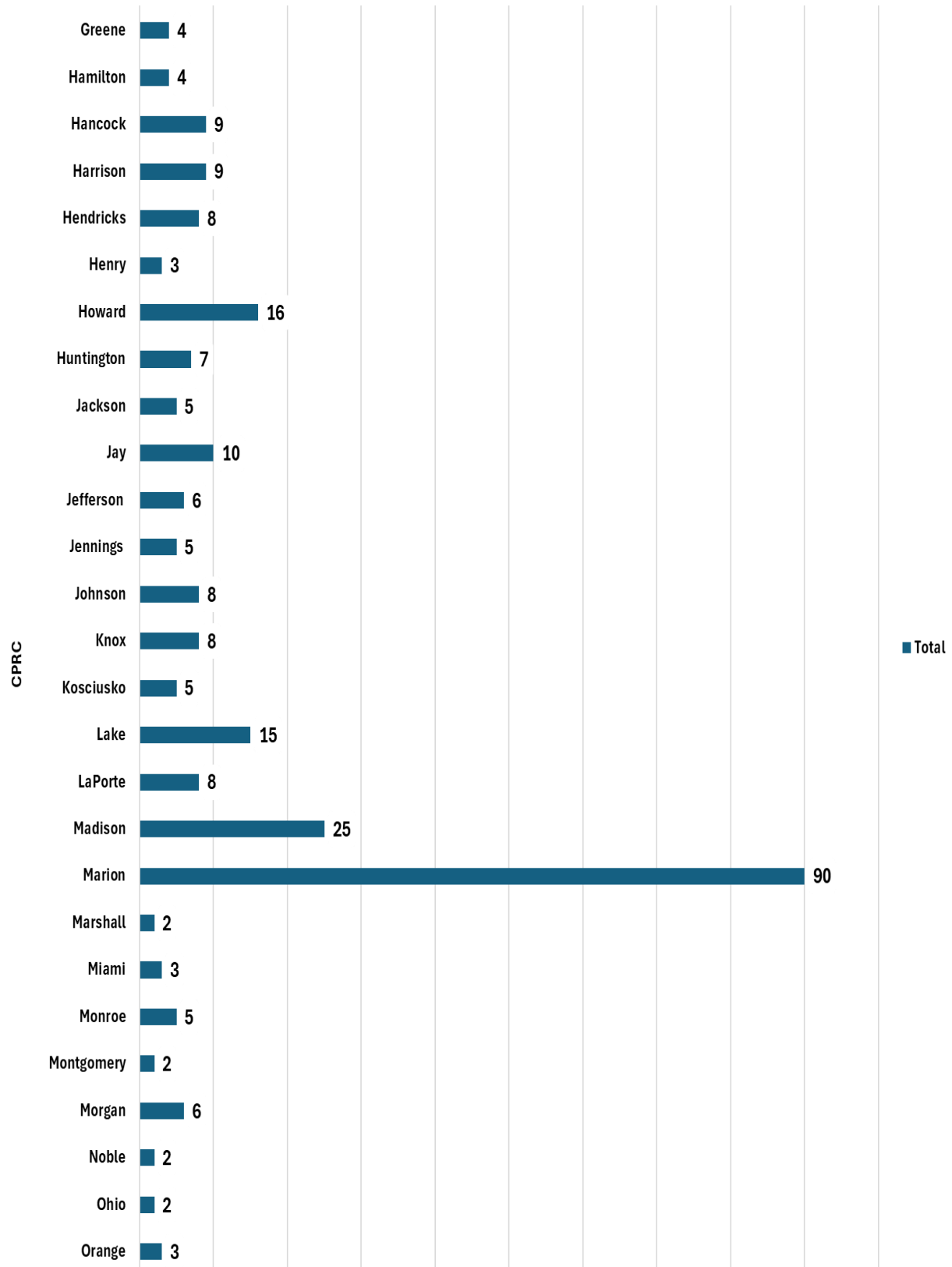


Figure 61 shows the count per education type for CPRC-A certifications.

Certified Peer Recovery Coach (CPRC) is an experienced level certification for those who are in personal lived experience of recovery from substance use, mental health, or co-occurring disorders. This certification is for those who wish to provide recovery support to those seeking/in recovery from substance use and/or mental health concerns. This peer recovery support certification is recognized by the Indiana Division of Mental Health and Addiction and Indiana Department of Workforce Development as Promoted Industry Certifications. This certification is a billable option through Indiana Medicaid, Indiana Recovery Works, and Indiana Problem Gambler Awareness Program. This certification meets the International Credentialing & Reciprocity Consortium requirements for the Peer Recovery (PR) certification. Please visit IC&RC reciprocity page and learn more about reciprocity and how this certification may be eligible for other IC&RC Member Boards certifications.

Total CPRC Certifications Per County





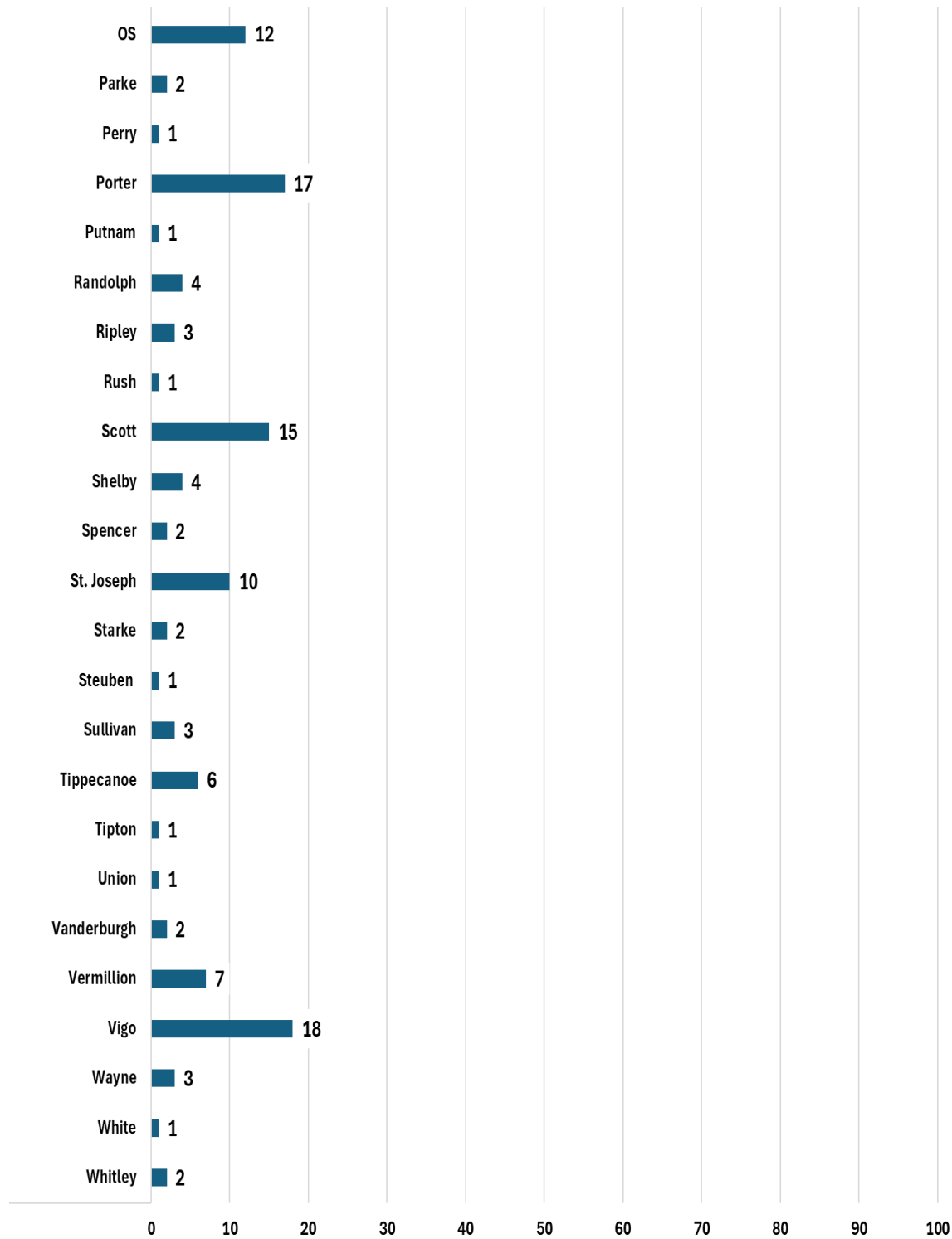
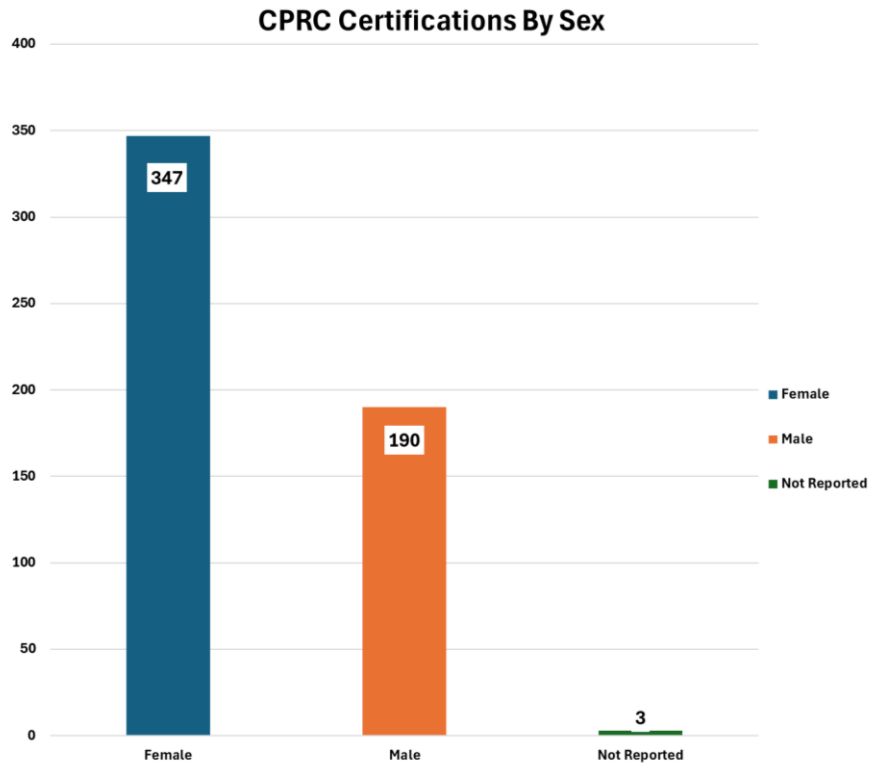


Figure 62 shows the count of CPRC certifications by county in Indiana. Note that 'OS' in the chart above represents 'Outside Indiana.' 528 total CPRC certifications are currently issued across Indiana.

County	Total Certifications	County	Total Certifications	County	Total Certifications
Adams	4	Harrison	9	Perry	1
Allen	6	Hendricks	8	Porter	17
Bartholomew	10	Henry	3	Putnam	1
Blackford	3	Howard	16	Randolph	4
Boone	3	Huntington	7	Ripley	3
Carroll	1	Jackson	5	Rush	1
Cass	7	Jay	10	Scott	15
Clark	24	Jefferson	6	Shelby	4
Clay	1	Jennings	5	Spencer	2
Clinton	1	Johnson	8	St. Joseph	10
Daviess	19	Knox	8	Starke	2
Dearborn	16	Kosciusko	5	Steuben	1
Decatur	7	Lake	15	Sullivan	3
Dekalb	3	LaPorte	8	Tippecanoe	6
Delaware	5	Madison	25	Tipton	1
Dubois	1	Marion	90	Union	1
Elkhart	4	Marshall	2	Vanderburgh	2
Fayette	7	Miami	3	Vermillion	7
Floyd	9	Monroe	5	Vigo	18
Fountain	2	Montgomery	2	Wayne	3
Franklin	2	Morgan	6	White	1
Fulton	4	Noble	2	Whitley	2
Grant	12	Ohio	2		
Greene	4	Orange	3		
Hamilton	4	OS	12		
Hancock	9	Parke	2		
Total Certifications Currently Issued			540		

Figure 63 shows the county and number breakdown as seen in Figure 61. Indiana has 92 counties and of them, there is an ICAADA CPRC certification in 79% of them.



24

Youngest Age

44

Average Age

73

Oldest Age

Figure 64 shows the total of CPRC certifications based on age and sex.

Count of Highest Level of Education of CPRC Certifications

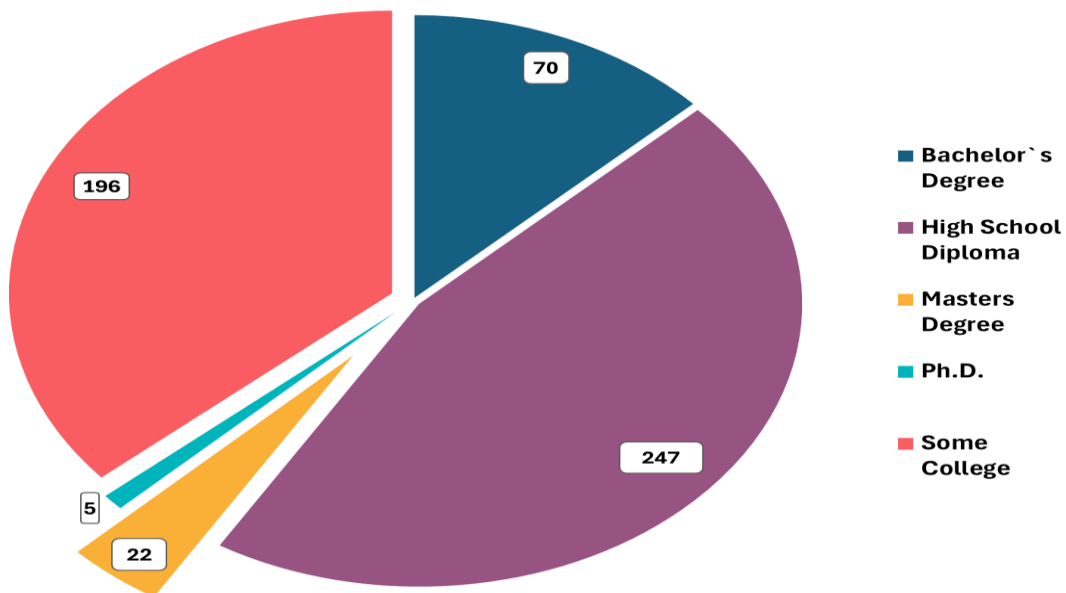


Figure 65 shows the count per education type for CPRC certifications.

Average Recovery Time and Age by Gender Among Peer Recovery Coach Certifications

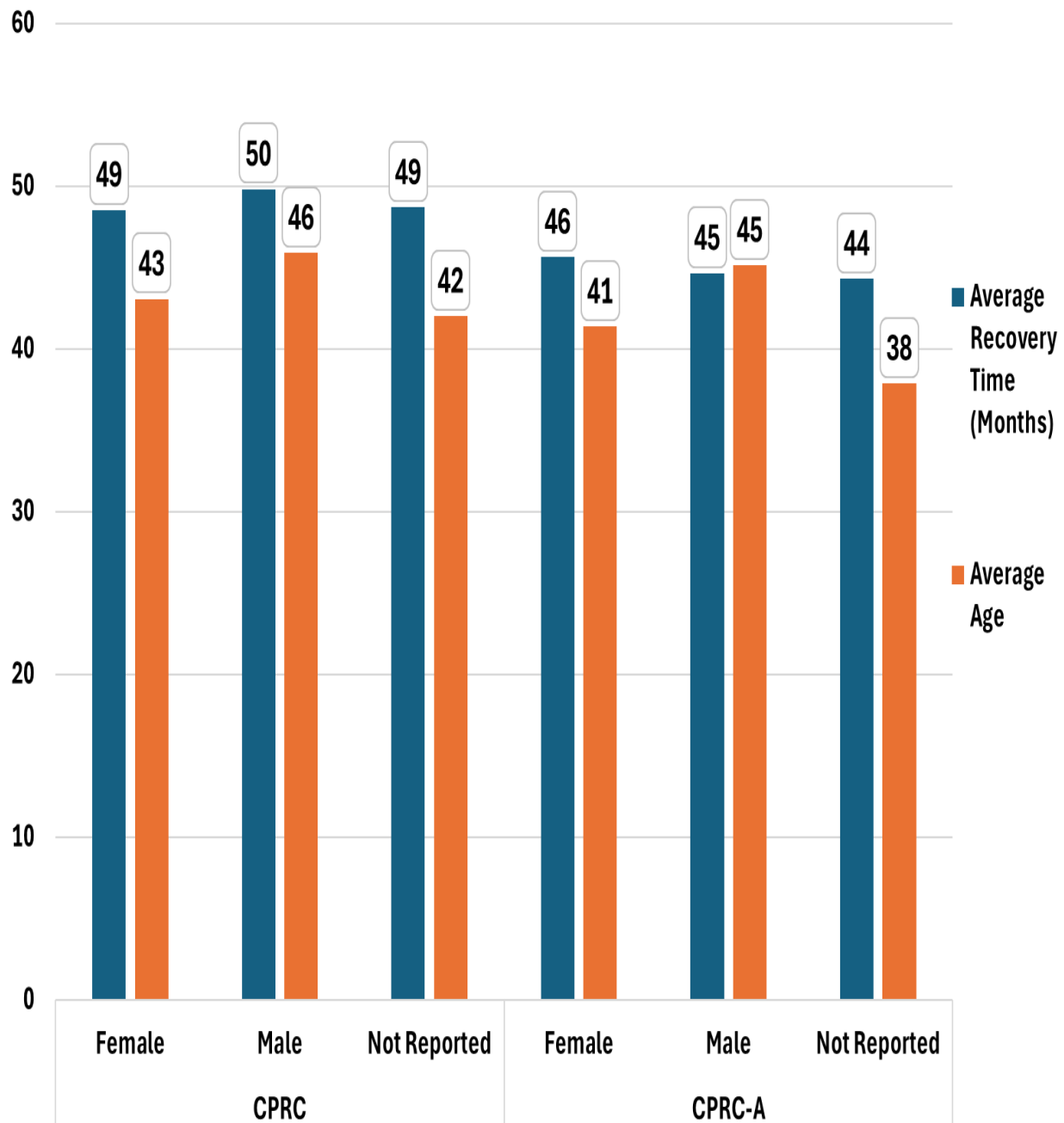


Figure 66 shows the average recovery time for Peer Recovery Coaches by certification type and broken up by sex, and average age. In respect to 65 the average recovery time is calculated by months for reference, 62 months = 5 years and 2 months.

Certified Recovery Coach-Associate (CRC-A) is an introductory level certification for allies who do not have personal, lived experience of recovery from substance use, mental health, or co-occurring disorders. This certification is for those who wish to provide recovery support to those seeking/in recovery from substance use and/or mental health concerns. This recovery support certification is recognized by the Indiana Department of Workforce Development as Promoted Industry Certifications.

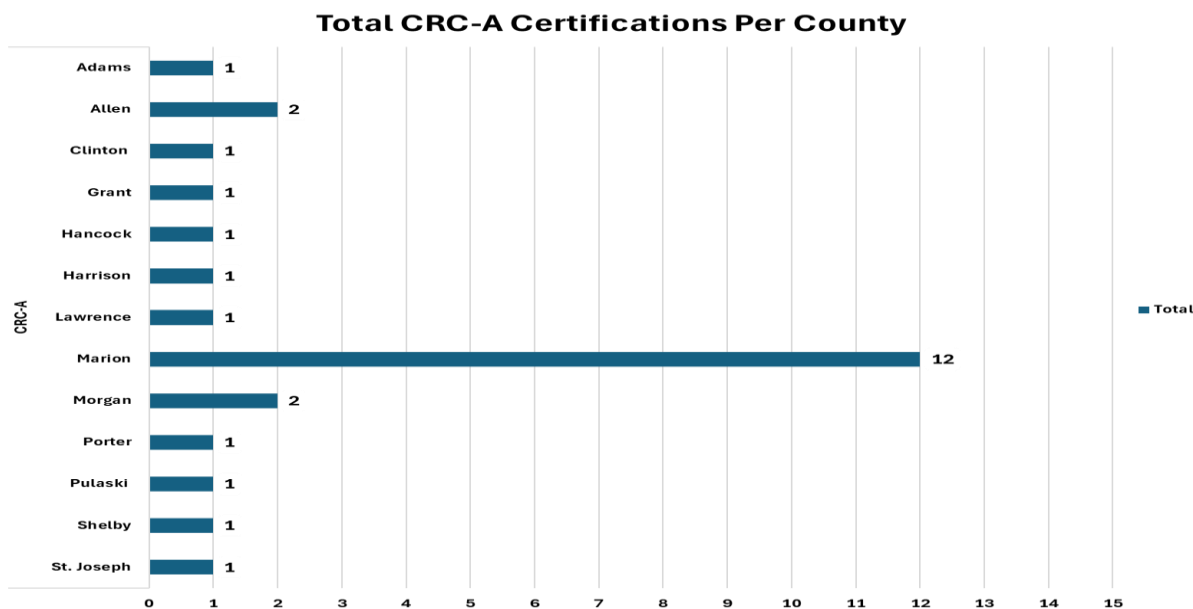


Figure 67 shows the count of CRC-A certifications by county in Indiana. 26 total CRC-A certifications are currently issued across Indiana.

County	Total Certifications
Adams	1
Allen	2
Clinton	1
Grant	1
Hancock	1
Harrison	1
Lawrence	1
Marion	12
Morgan	2
Porter	1
Pulaski	1
Shelby	1
St. Joseph	1
Total Certifications Currently Issued	26

Figure 68 shows the county and number breakdown as seen in Figure 66. Indiana has 92 counties and of them, there is an ICAADA CRC-A certification in 14% of them.

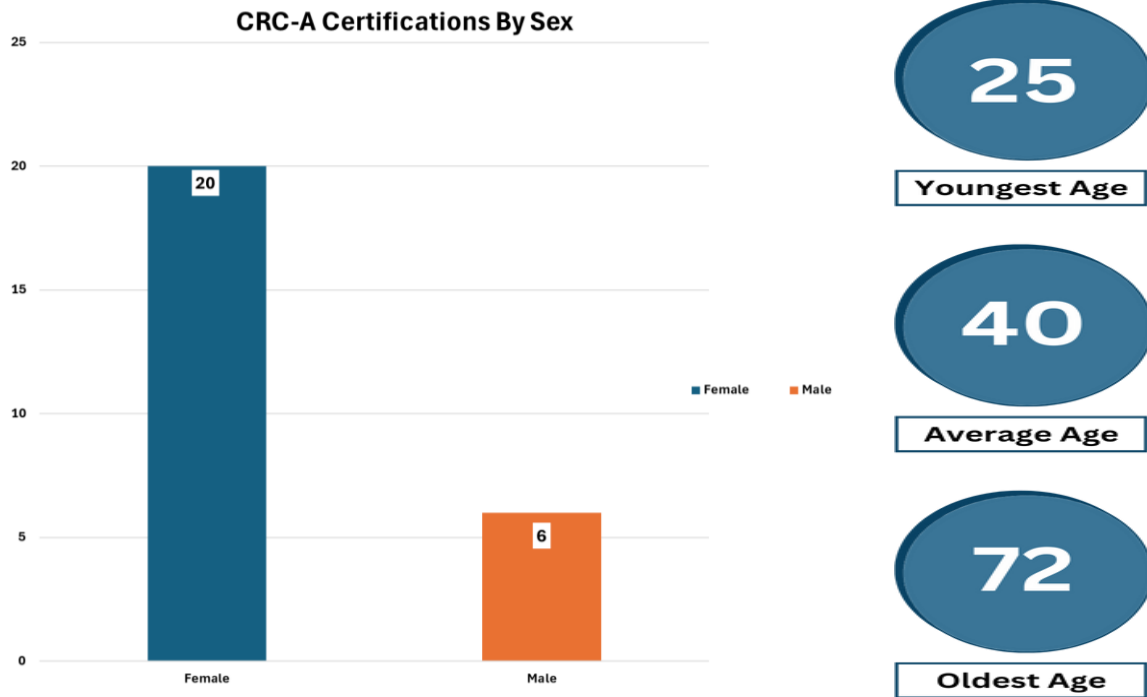


Figure 69 shows the total of CRC-A certifications based on age and sex.

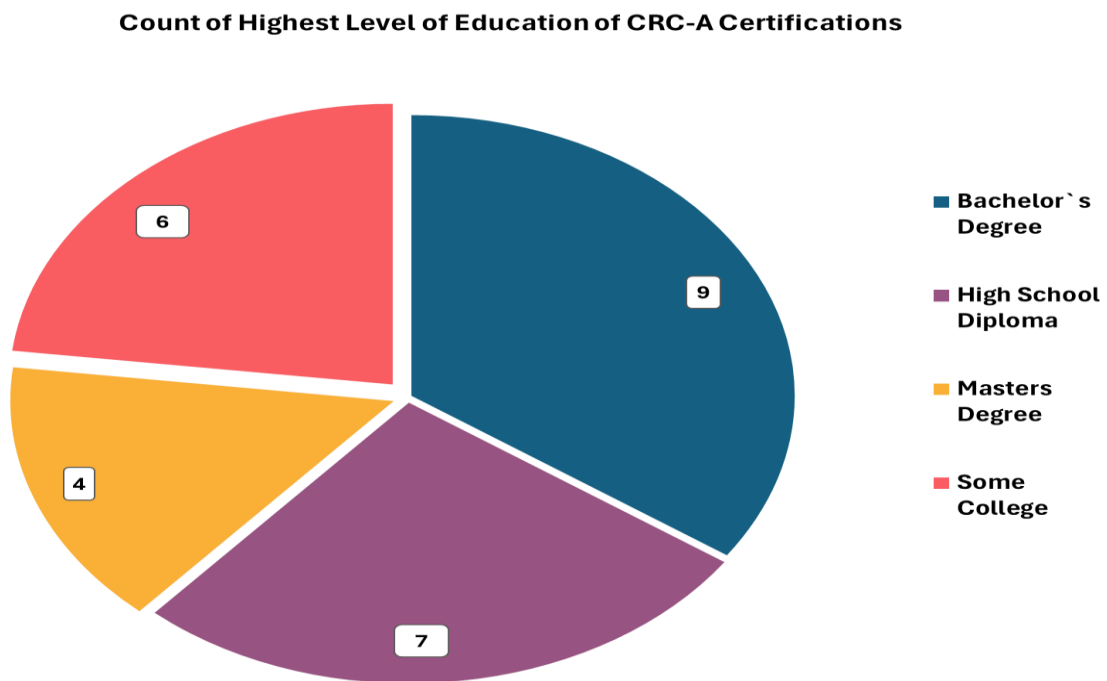


Figure 70 shows the count per education type for CRC-A certifications.

Certified Recovery Coach (CRC) is an experienced level certification for allies who do not have personal, lived experience of recovery from substance use, mental health, or co-occurring disorders. This certification is for those who wish to provide recovery support to those seeking/in recovery from substance use and/or mental health concerns.

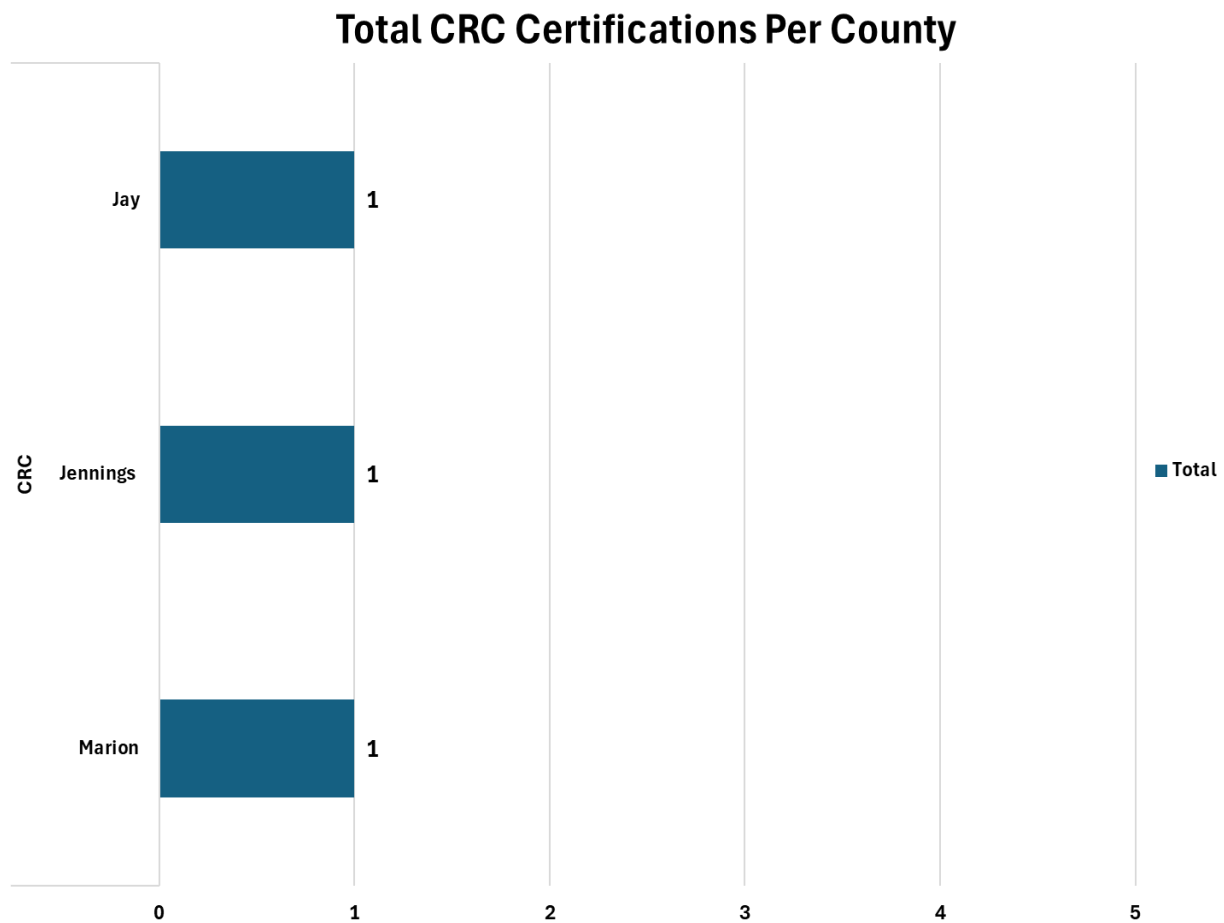
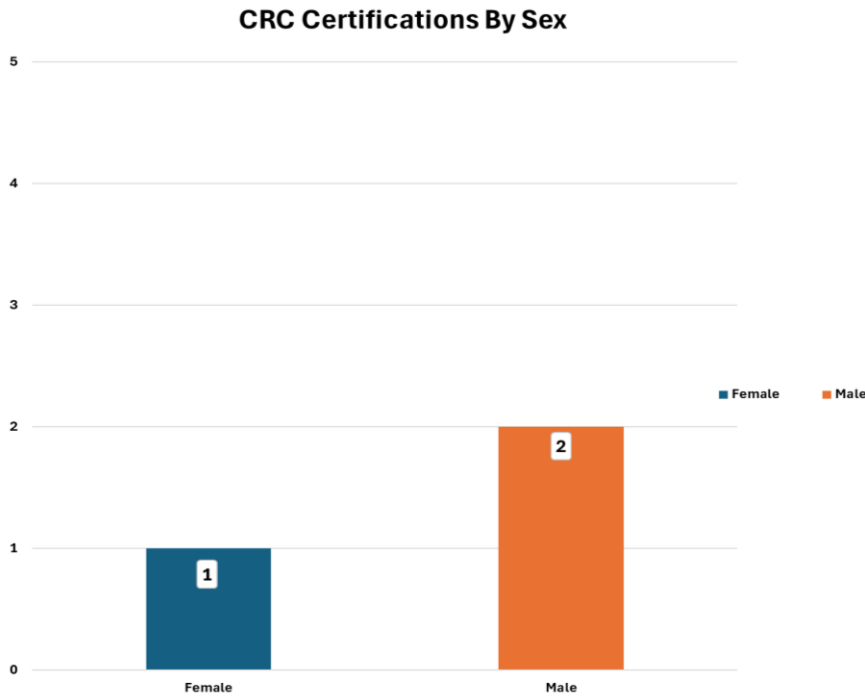


Figure 71 shows the count of CRC certifications by county in Indiana. 3 total CRC certifications are currently issued across Indiana.

County	Total Certifications
Jay	1
Jennings	1
Marion	1
Total Certifications	3

Figure 72 shows the county and number breakdown as seen in Figure 70. Indiana has 92 counties and of them, there is an ICAADA CRC certification in 3% of them.



30

Youngest Age

38

Average Age

46

Oldest Age

Figure 73 shows the total of CRC certifications based on age and sex.

Count of Highest Level of Education of CRC Certifications

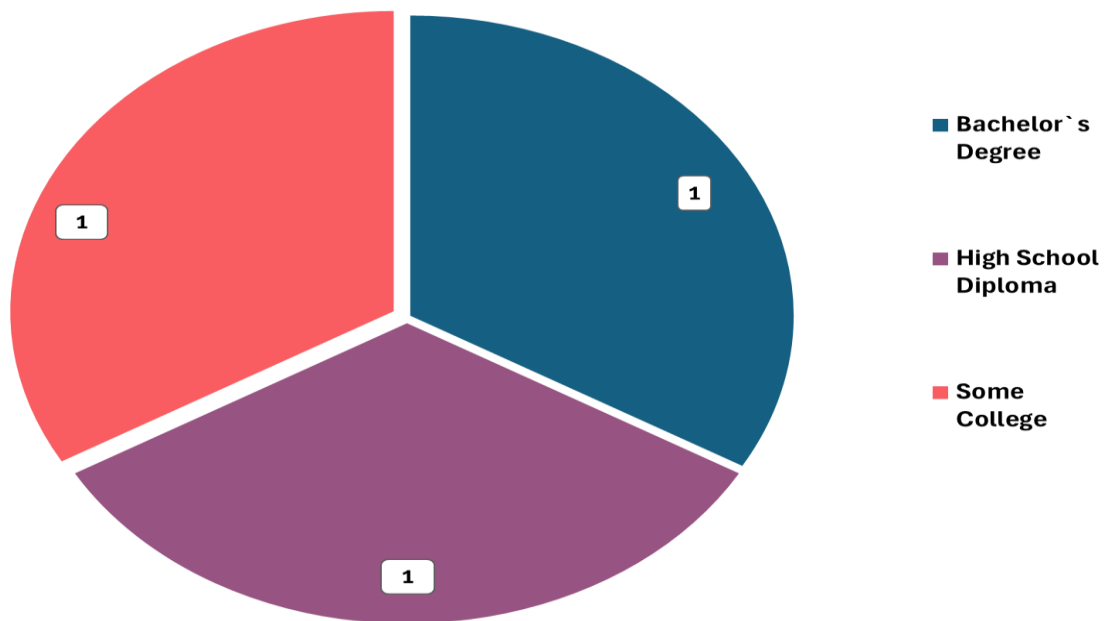


Figure 74 shows the count per education type for CRC certifications.

Certified Family Recovery Coach – Associate (CFRC-A) is an entry level certification for family members of someone who may or may not be seeking and/or in recovery from substance use, mental health, and/or co-occurring disorders who has actively supported navigation or navigated systems on the loved ones behalf and do not themselves have personal lived experience of recovery from substance use, mental health, or co-occurring concerns, who wish to provide recovery support to family members or those seeking/in recovery from substance use and/or mental health concerns.

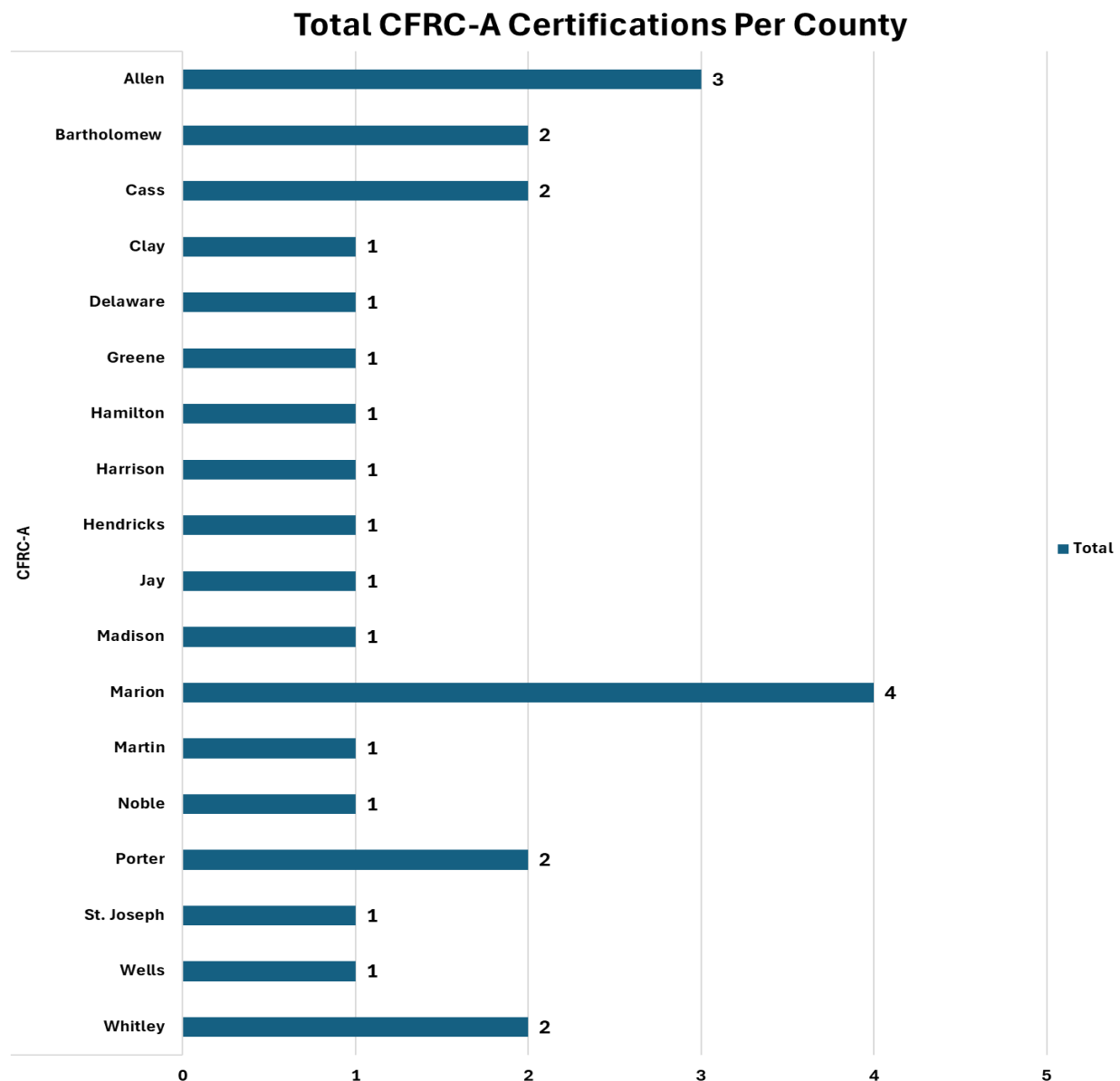


Figure 75 shows the count of CFRC-A certifications by county in Indiana. 27 total CFRC-A certifications are currently issued across Indiana.

County	Total Certifications	County	Total Certifications
Allen	3	Jay	1
Bartholomew	2	Madison	1
Cass	2	Marion	4
Clay	1	Martin	1
Delaware	1	Noble	1
Greene	1	Porter	2
Hamilton	1	St. Joseph	1
Harrison	1	Wells	1
Hendricks	1	Whitley	2
Total Certifications Currently Issued		27	

Figure 76 shows the county and number breakdown as seen in Figure 74. Indiana has 92 counties and of them, there is an ICAADA CFRC-A certification in 20% of them.

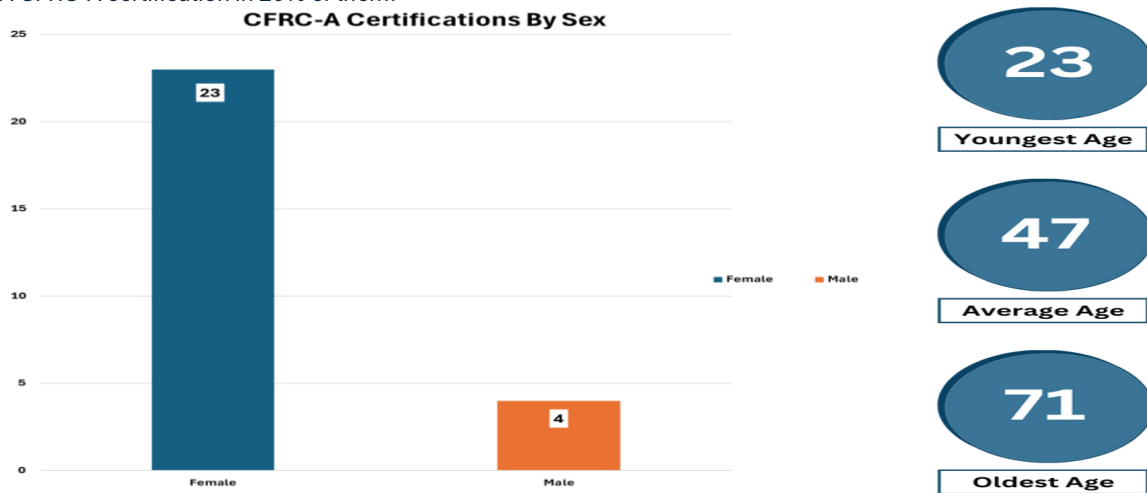


Figure 77 shows the total of CFRC-A certifications based on age and sex.

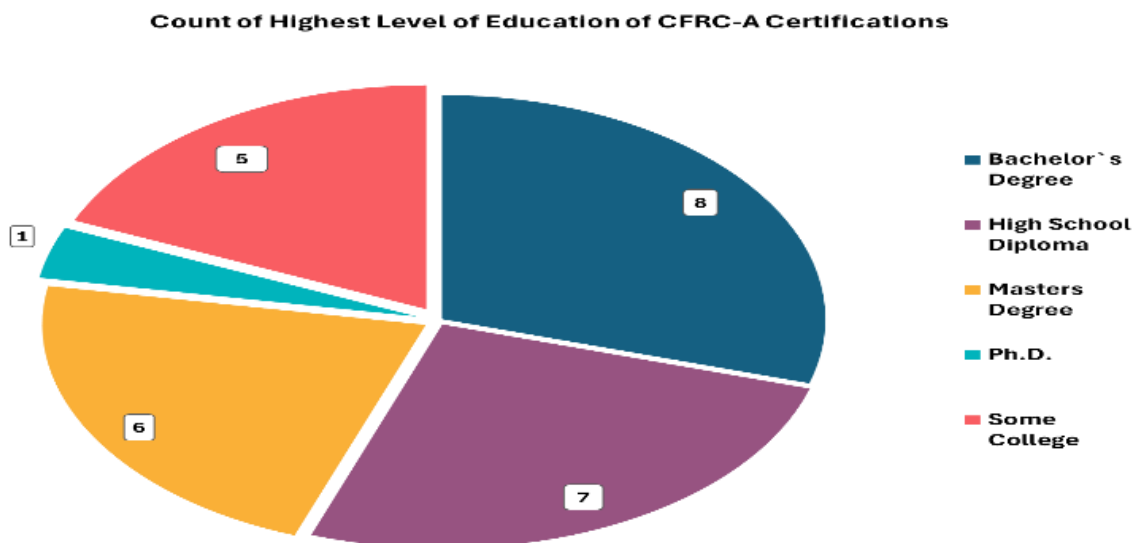


Figure 78 shows the count per education type for CFRC-A certifications.

Certified Family Recovery Coach (CFRC) is an experienced level certification for family members of someone who may or may not be seeking and/or in recovery from substance use, mental health, and/or co-occurring disorders who has actively supported navigation or navigated systems on the loved ones behalf and do not themselves have personal lived experience of recovery from substance use, mental health, or co-occurring concerns, who wish to provide recovery support to family members or those seeking/in recovery from substance use and/or mental health concerns. This certification from ICAADA allows candidates the ability to have professional development, demonstrate professional experience, and additional education related to providing recovery support services.

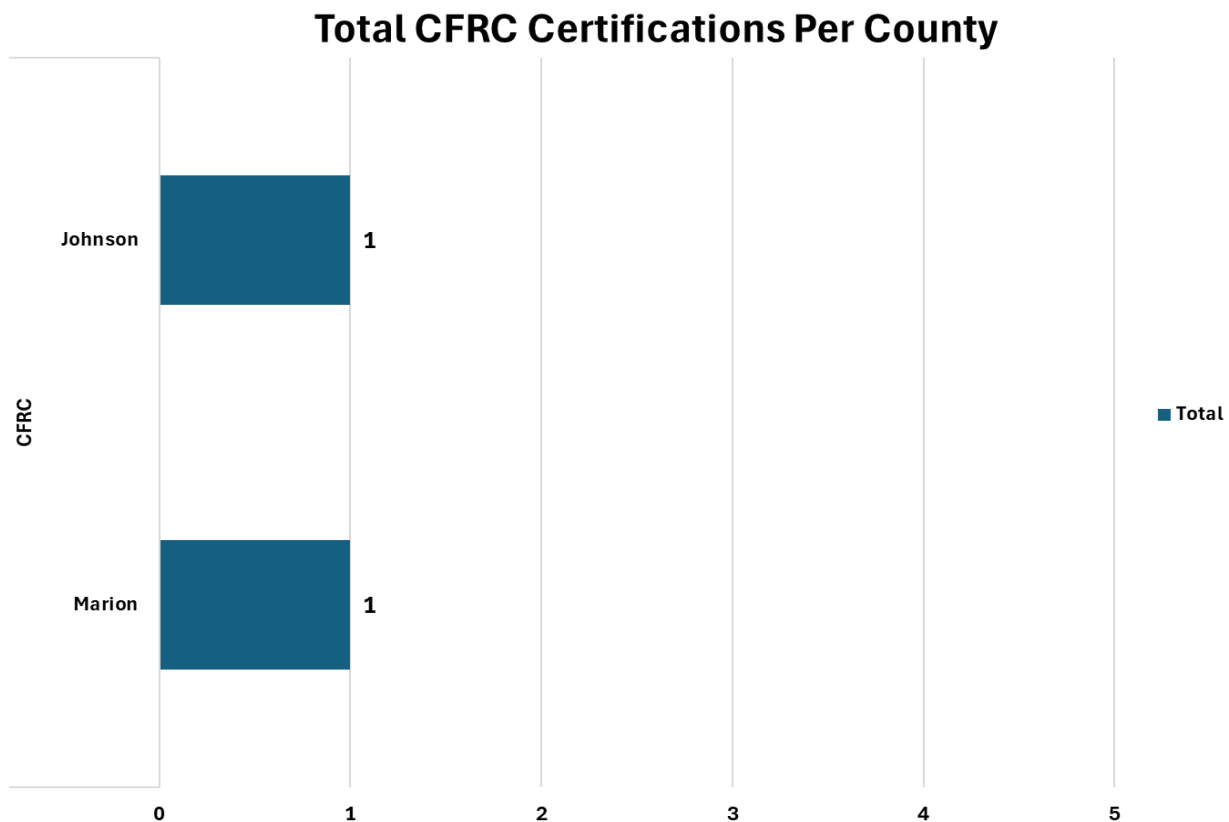


Figure 79 shows the count of CFRC certifications by county in Indiana. 2 total CFRC certifications are currently issued across Indiana.

County	Total Certifications
Johnson	1
Marion	1
Total Certifications Currently Issued	2

Figure 80 shows the county and number breakdown as seen in Figure 78. Indiana has 92 counties and of them, there is an ICAADA CFRC certification in 2% of them.

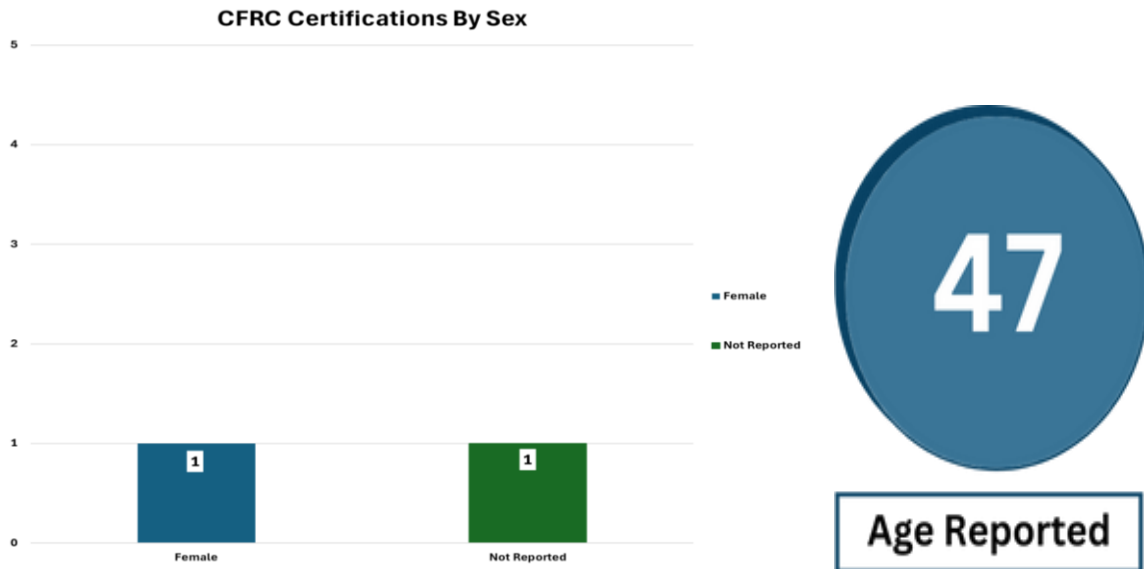


Figure 81 shows the total of CFRC certifications based on age and sex. Please note that due to the total number of certified CFRC professionals, there was only one (1) reportable age for this certification.

Count of Highest Level of Education of CFRC Certifications

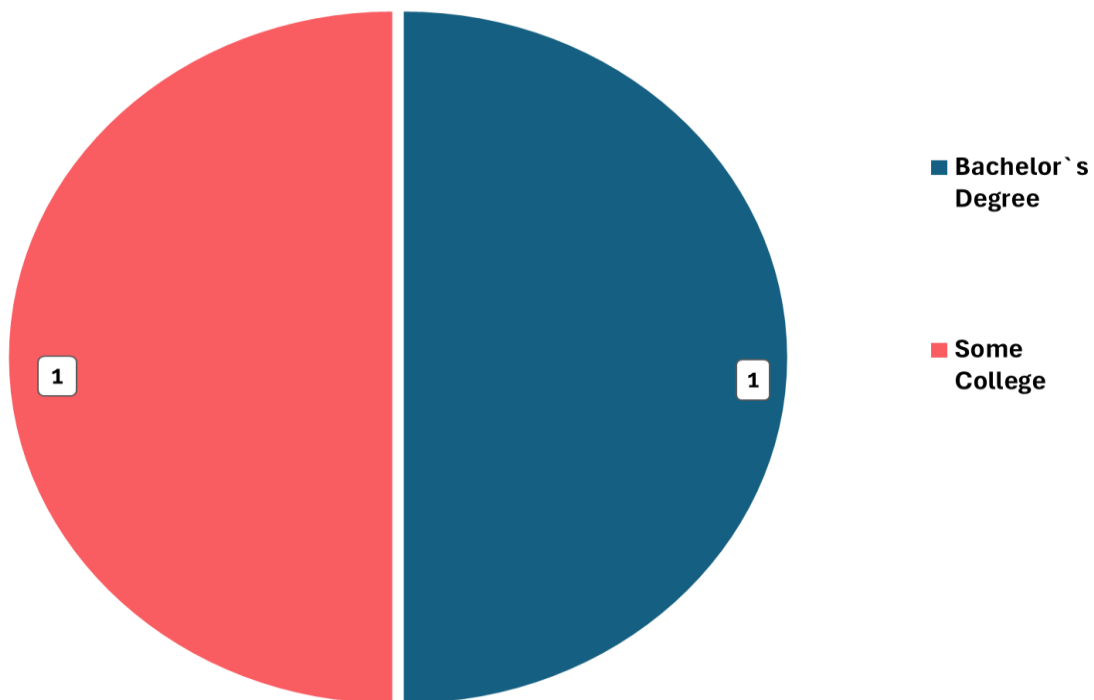


Figure 82 shows the count per education type for CFRC certifications.

Total CPRC-A, CPRC, CRC-A, CRC, CFRC-A, and CFRC Certifications Issued by Year

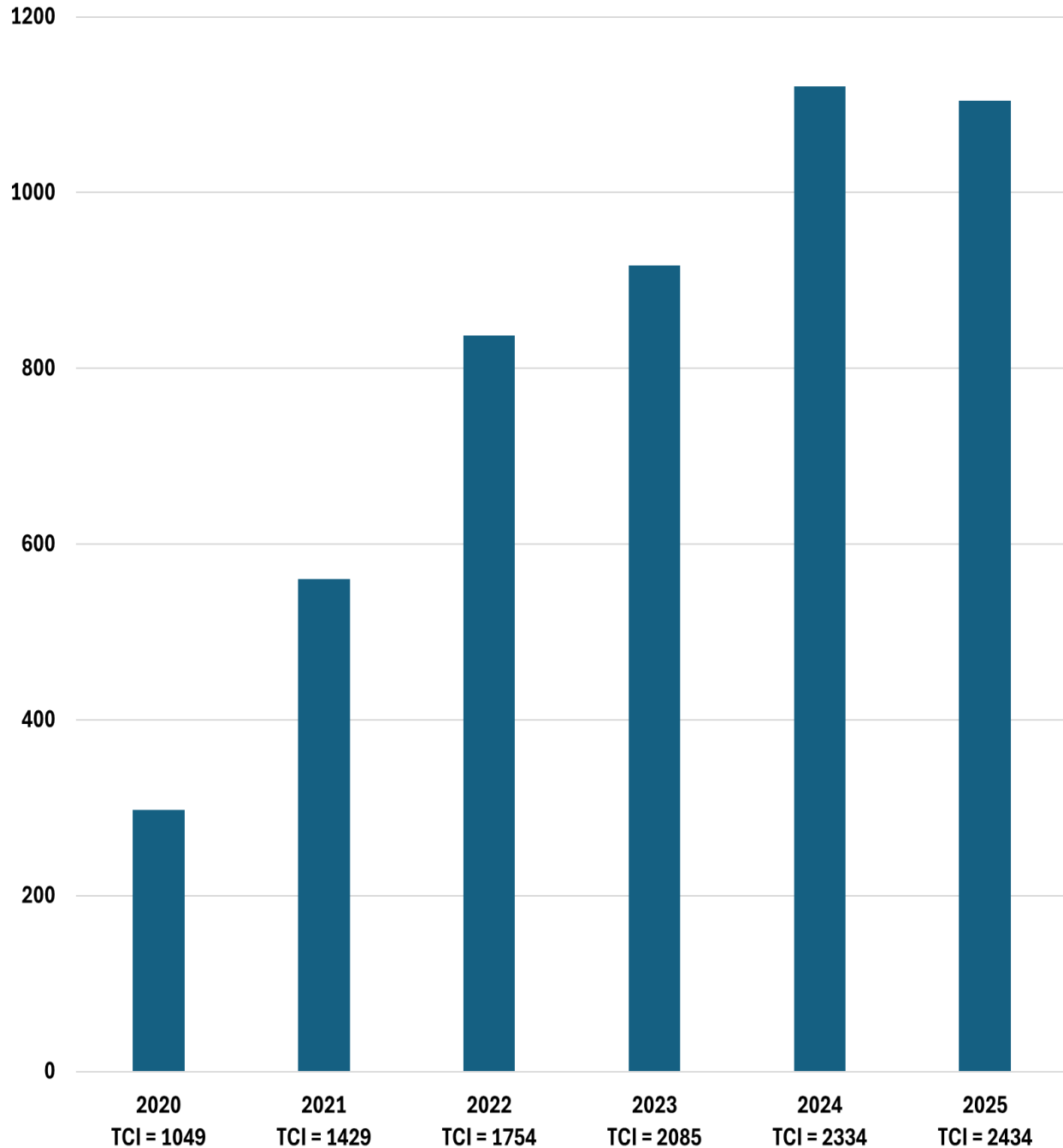


Figure 83 is the combined total of CPRC-A, CPRC, CRC-A, CRC, CFRC-A, and CFRC certifications (blue bars) compared to the total certifications issued (TCI=) for that year. Please note that CFRC-A and CFRC did not debut until 2025.

Supervision Certifications

Certified Clinical Supervisor (CCS) is a clinical certification recognized by the International Credentialing and Reciprocity Consortium (IC&RC) and IC&RC affiliated states and countries that offer the IC&RC CS certification.

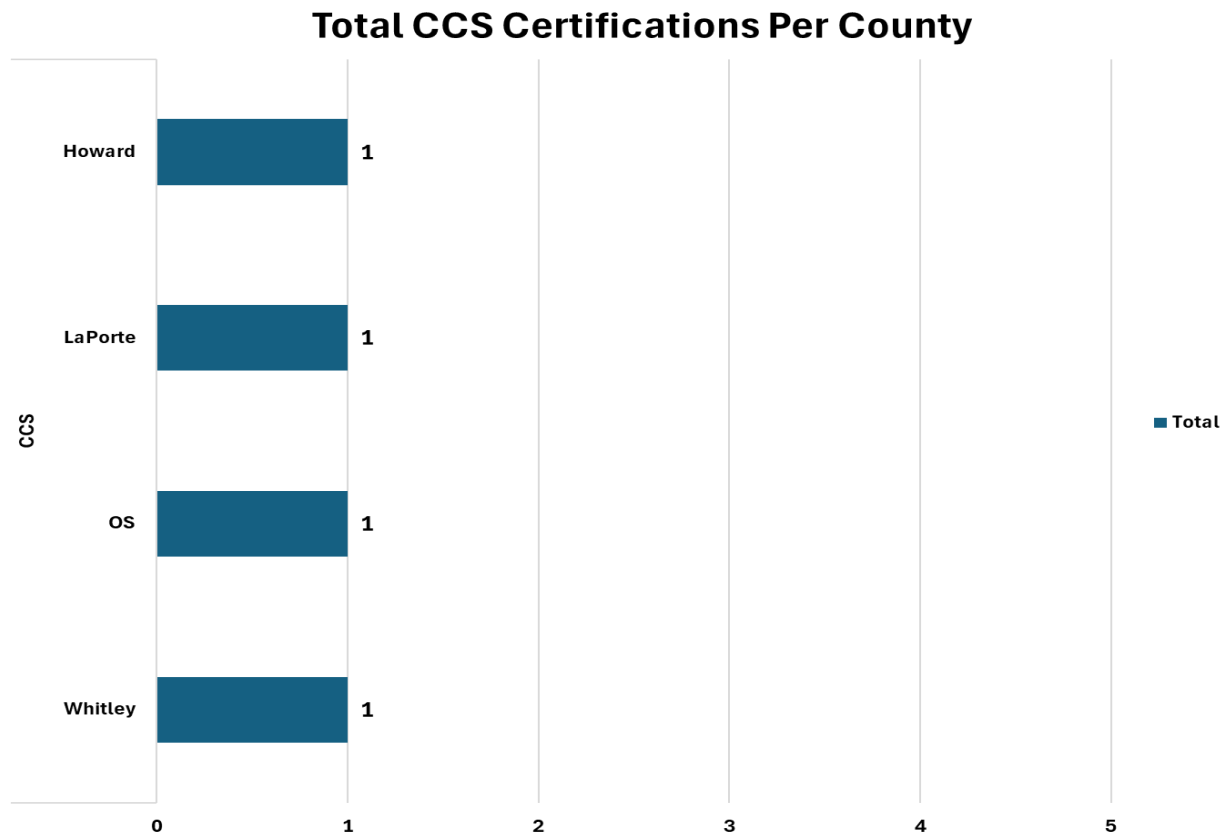


Figure 84 shows the count of CCS certifications by county in Indiana. Note that 'OS' in the chart above represents 'Outside Indiana.' 3 total CCS certifications are currently issued across Indiana.

County	Total Certifications
Howard	1
LaPorte	1
OS	1
Whitley	1
Total Certifications Currently Issued	4

Figure 85 shows the county and number breakdown as seen in Figure 83. Indiana has 92 counties and of them, there is an ICAADA CCS certification in 3% of them.

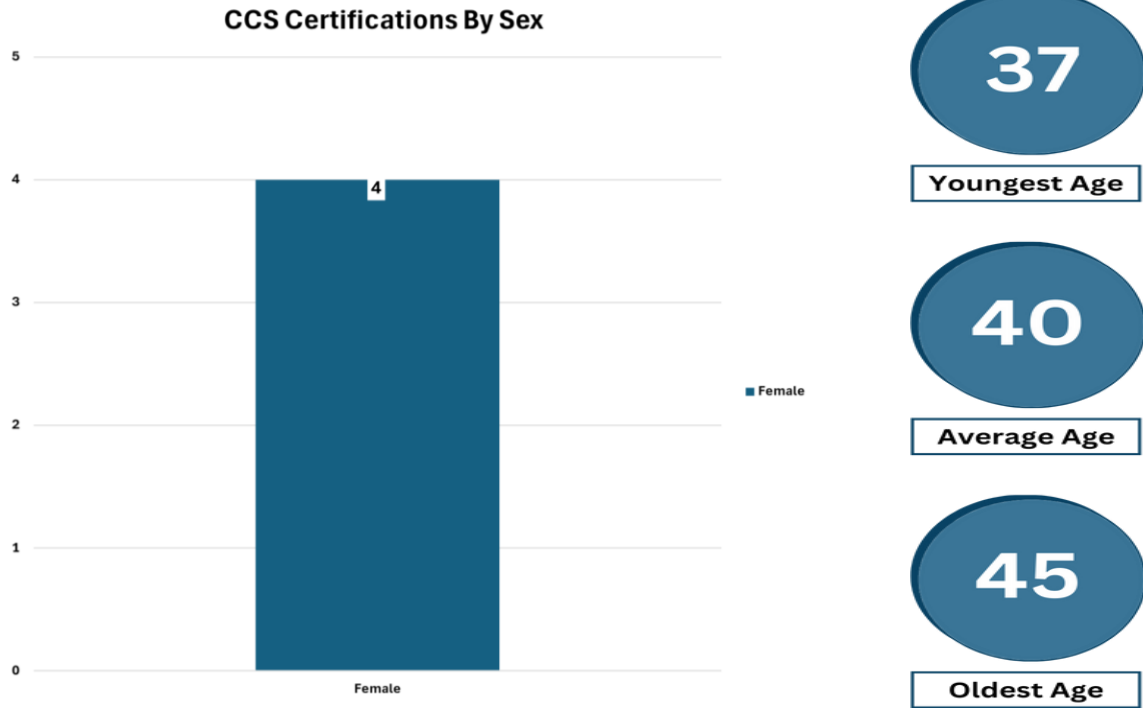


Figure 86 shows the total of CCS certifications based on age and sex.

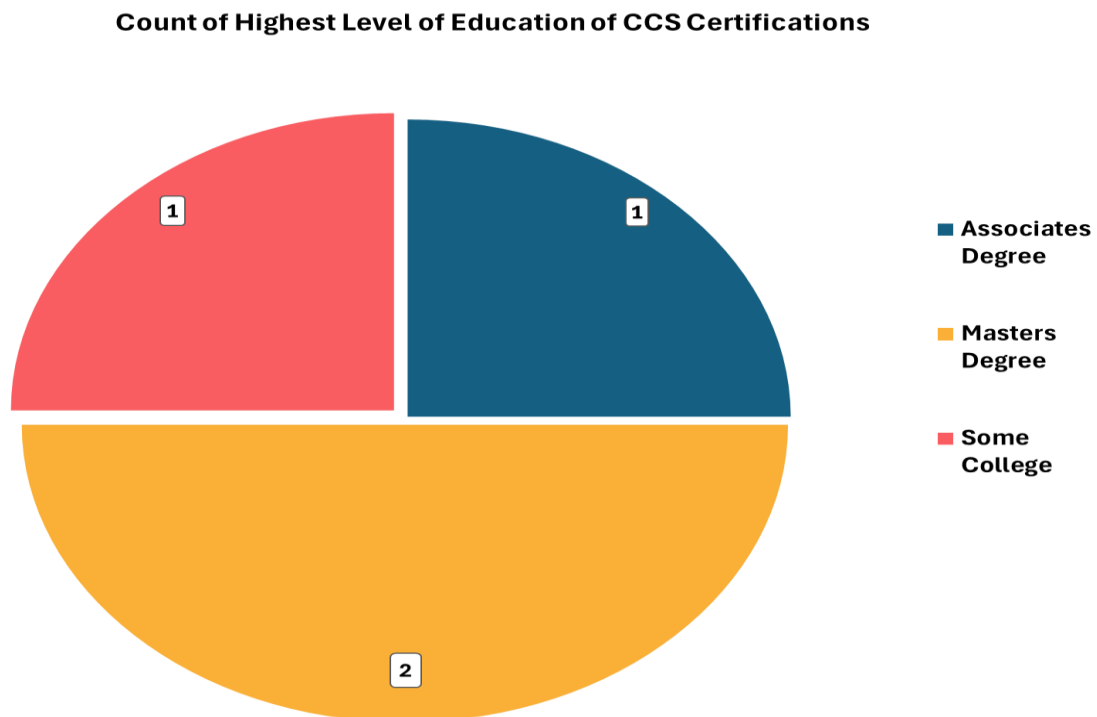


Figure 87 shows the count per education type for CCS certifications.

Total CCS Certifications Issued by Year

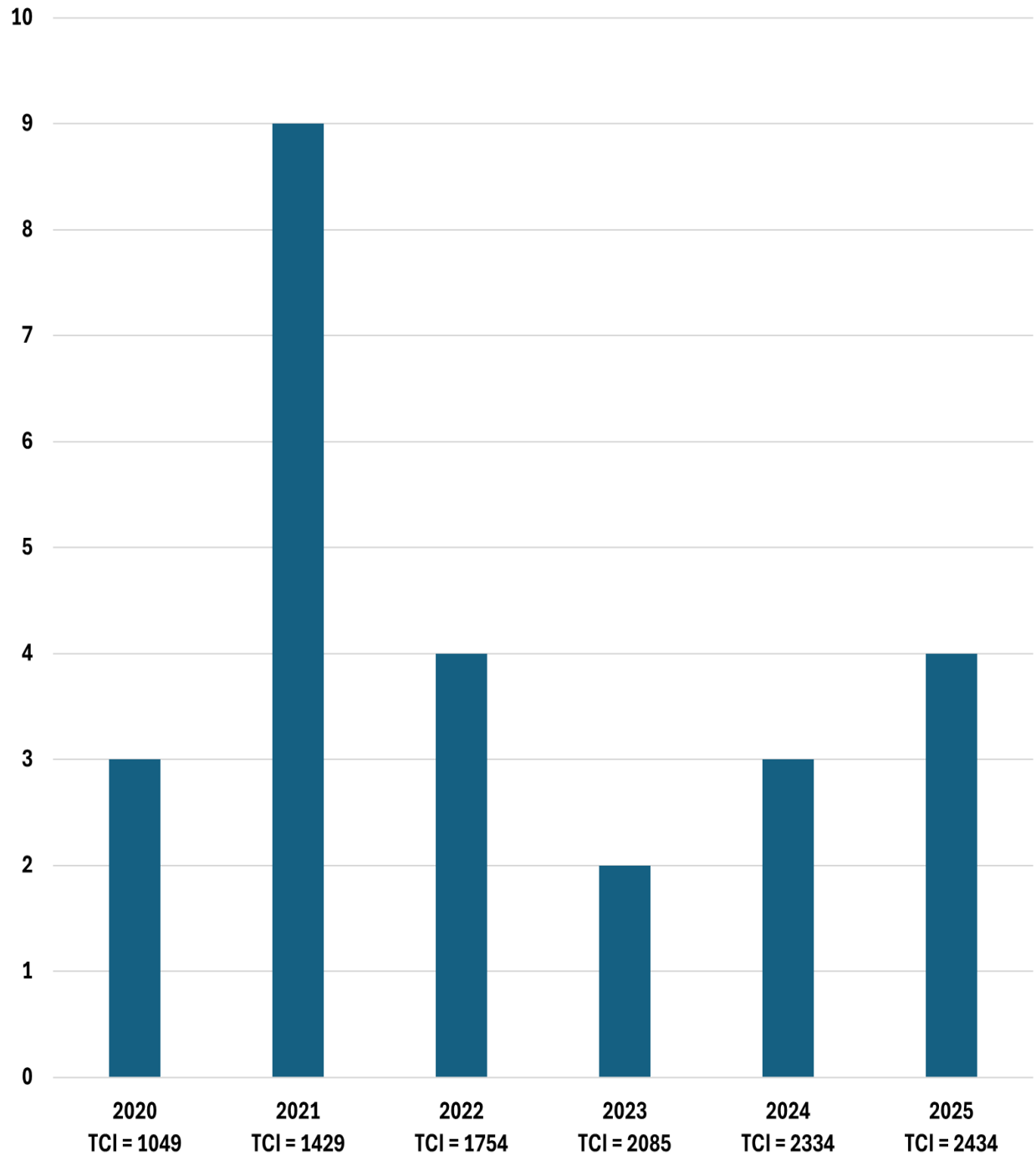


Figure 88 is the combined total of CCS certifications (blue bars) compared to the total certifications issued (TCI=) for that year.

Certified Supervisor of Peer Recovery – Clinical (CSPR-CL) is a certification for treatment/clinical professionals who wish to show their competencies related to providing effective and ethical recovery support supervision.

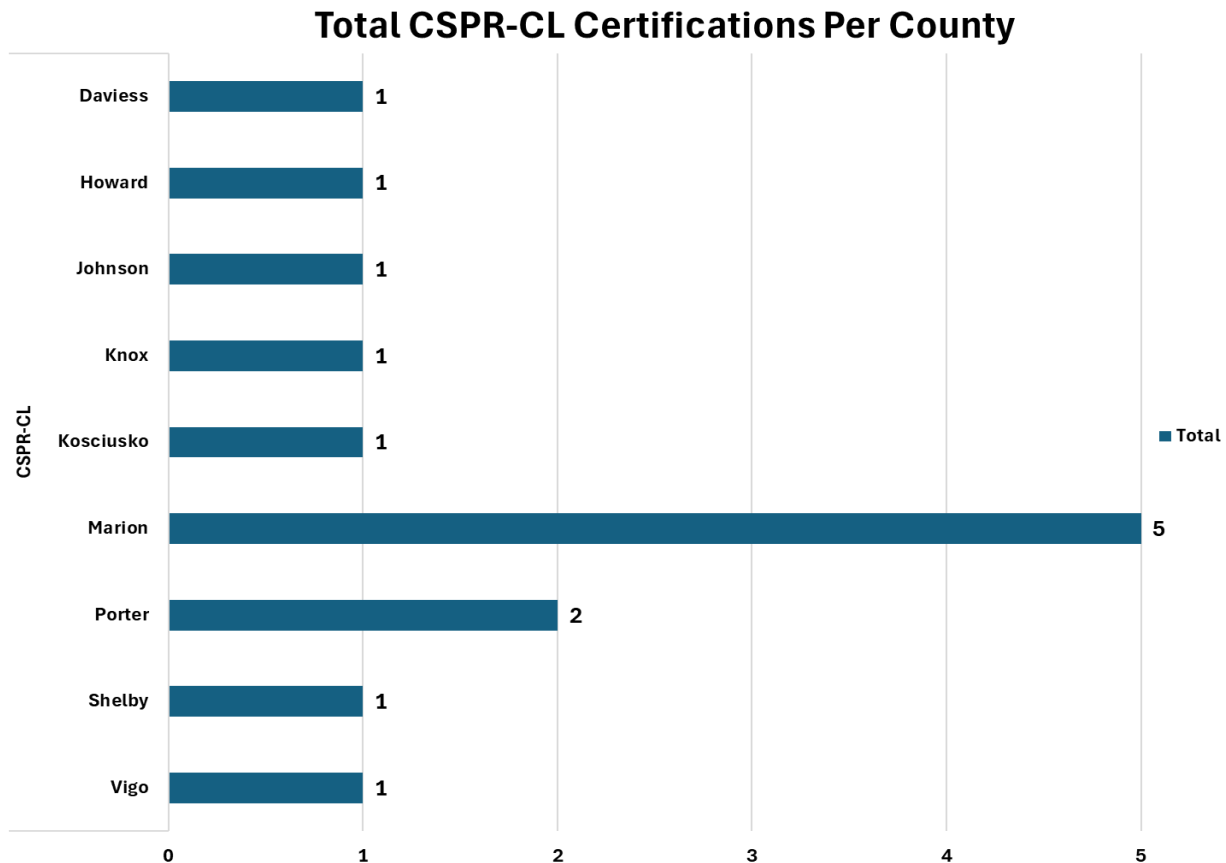


Figure 89 shows the count of CSPR-CL certifications by county in Indiana. 14 total CSPR-CL certifications are currently issued across Indiana.

County	Total Certifications
Daviess	1
Howard	1
Johnson	1
Knox	1
Kosciusko	1
Marion	5
Porter	2
Shelby	1
Vigo	1
Total Certifications Currently Issued	14

Figure 90 shows the county and number breakdown as seen in Figure 88. Indiana has 92 counties and of them, there is an ICAADA CSPR-CL certification in 10% of them.

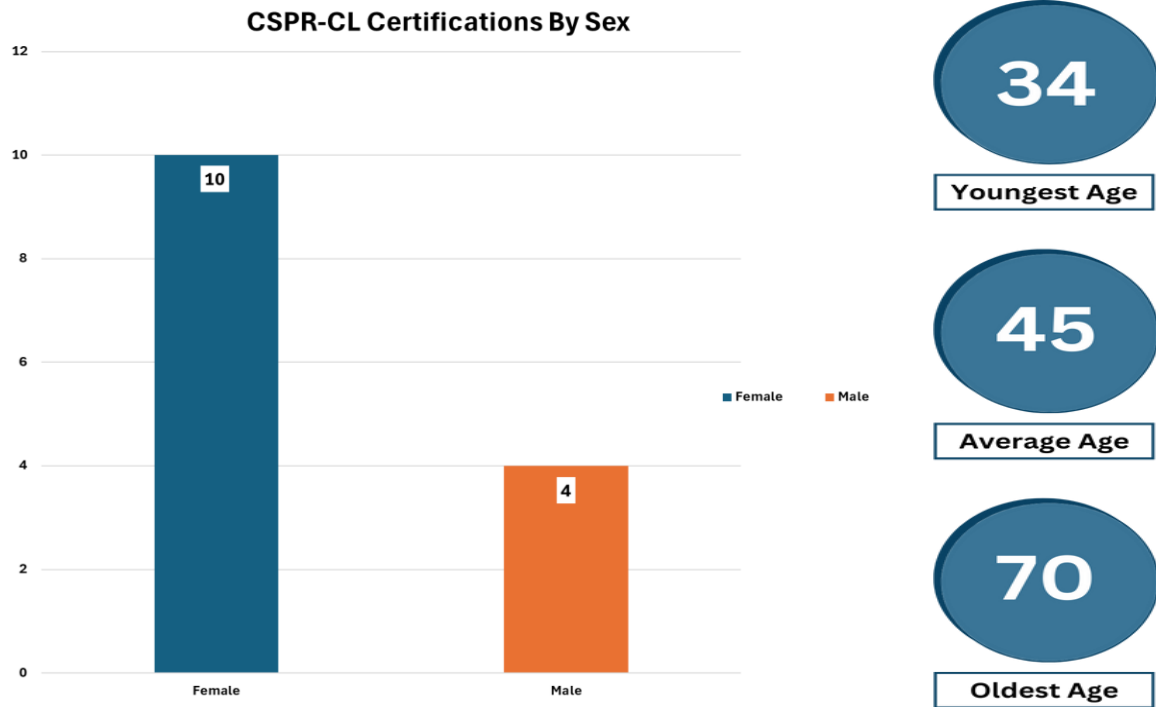


Figure 91 shows the total of CSPR-CL certifications based on age and sex.

Count of Highest Level of Education of CSPR-CL Certifications

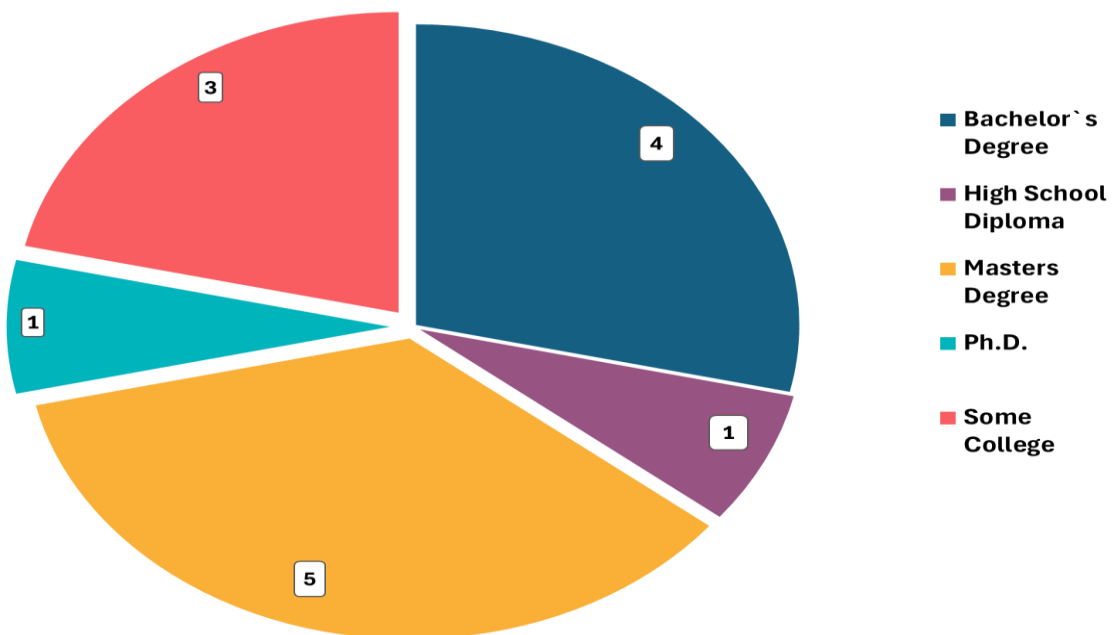


Figure 92 shows the total of CSPR-CL certifications based on age and sex.

Certified Supervisor of Peer Recovery – Peer Recovery (CSPR-PR) is a certification for recovery support professionals who wish to show their competencies related to providing effective and ethical recovery support supervision.

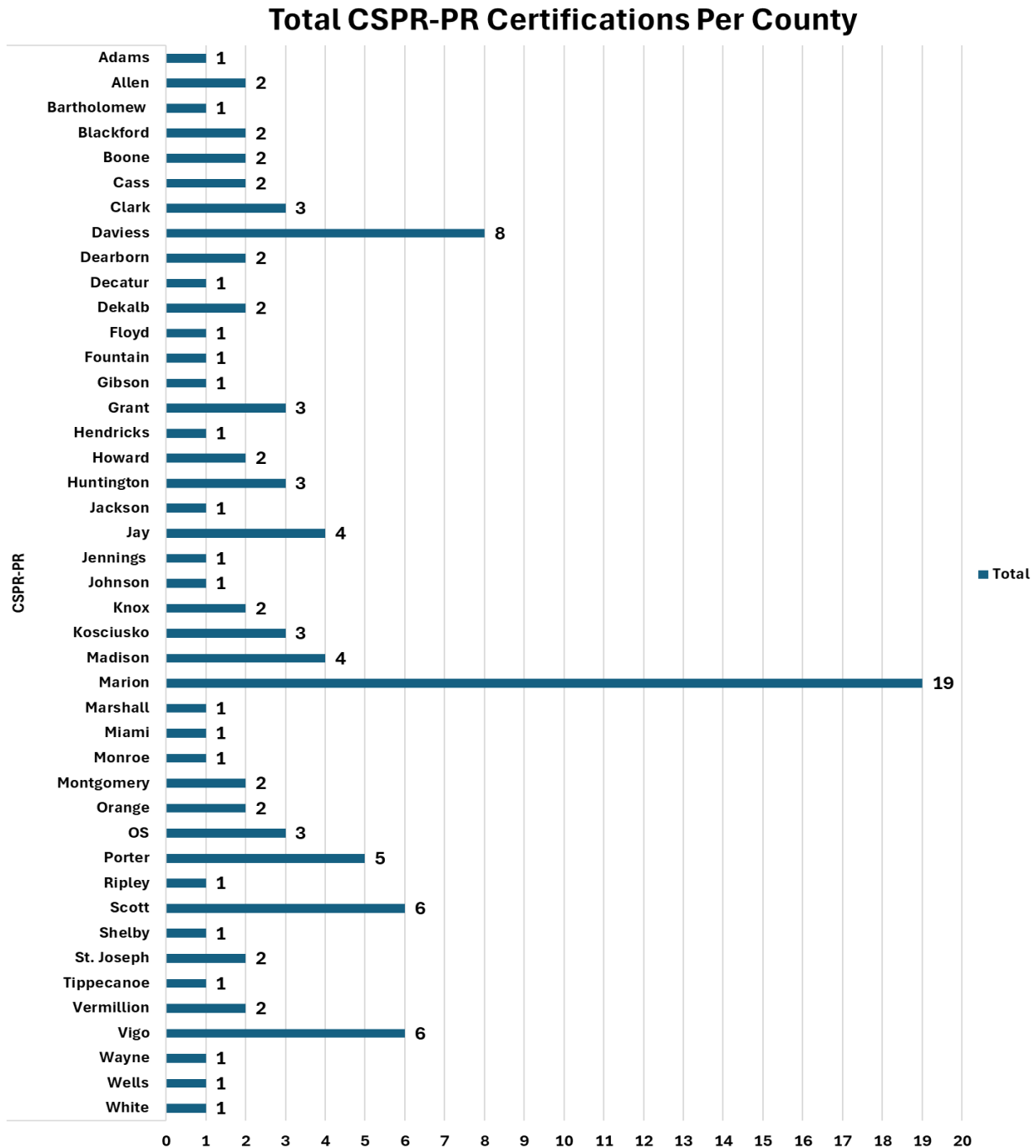
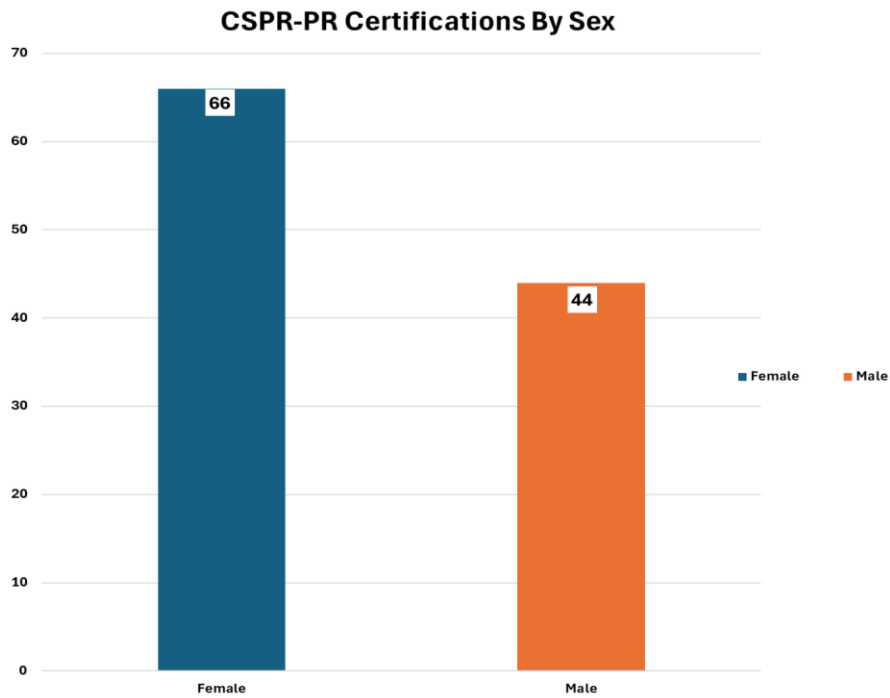


Figure 93 shows the count of CSPR-PR certifications by county in Indiana. Note that 'OS' in the chart above represents 'Outside Indiana.' 107 total certifications are currently issued across Indiana.

County	Total Certifications	County	Total Certifications
Adams	1	Knox	2
Allen	2	Kosciusko	3
Bartholomew	1	Madison	4
Blackford	2	Marion	19
Boone	2	Marshall	1
Cass	2	Miami	1
Clark	3	Monroe	1
Daviess	8	Montgomery	2
Dearborn	2	Orange	2
Decatur	1	OS	3
Dekalb	2	Porter	5
Floyd	1	Ripley	1
Fountain	1	Scott	6
Gibson	1	Shelby	1
Grant	3	St. Joseph	2
Hendricks	1	Tippecanoe	1
Howard	2	Vermillion	2
Huntington	3	Vigo	6
Jackson	1	Wayne	1
Jay	4	Wells	1
Jennings	1	White	1
Johnson	1		
Total Certifications Currently Issued		110	

Figure 94 shows the county and number breakdown as seen in Figure 92. Indiana has 92 counties and of them, there is an ICAADA CSPP-PR certification in 46% of them.



28

Youngest Age

44

Average Age

73

Oldest Age

Figure 95 shows the total of CSPR-PR certifications based on age and sex.

Count of Highest Level of Education of CSPR-PR Certifications

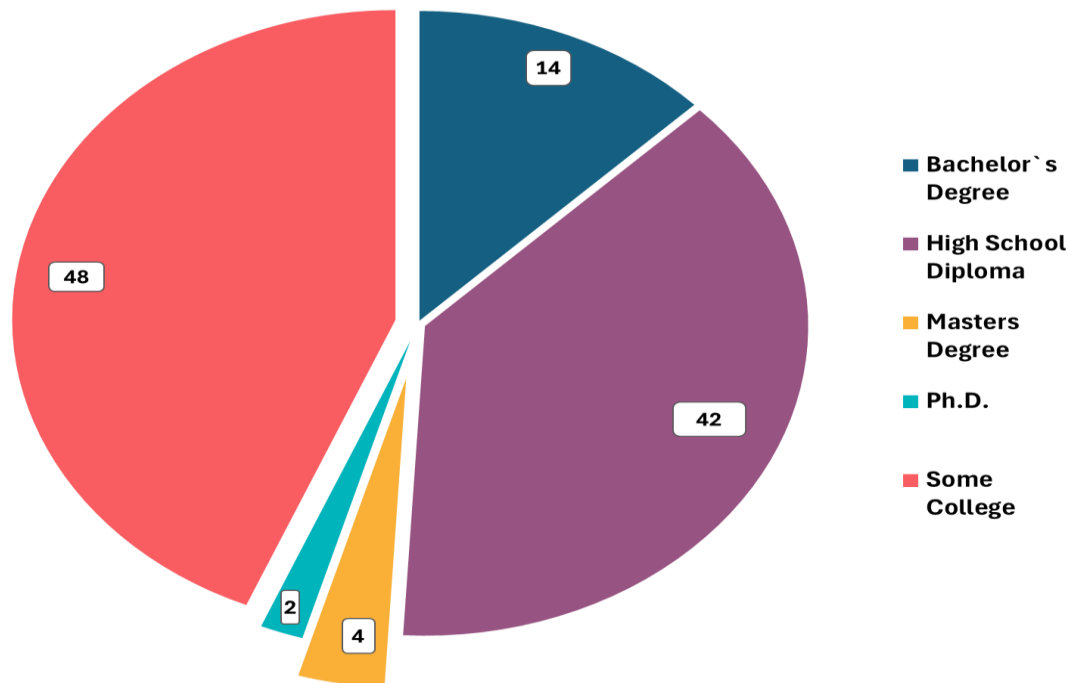


Figure 96 shows the count per education type for CSPR-PR certifications.

Total CSPR-PR and CSPR-CL Certifications Issued by Year

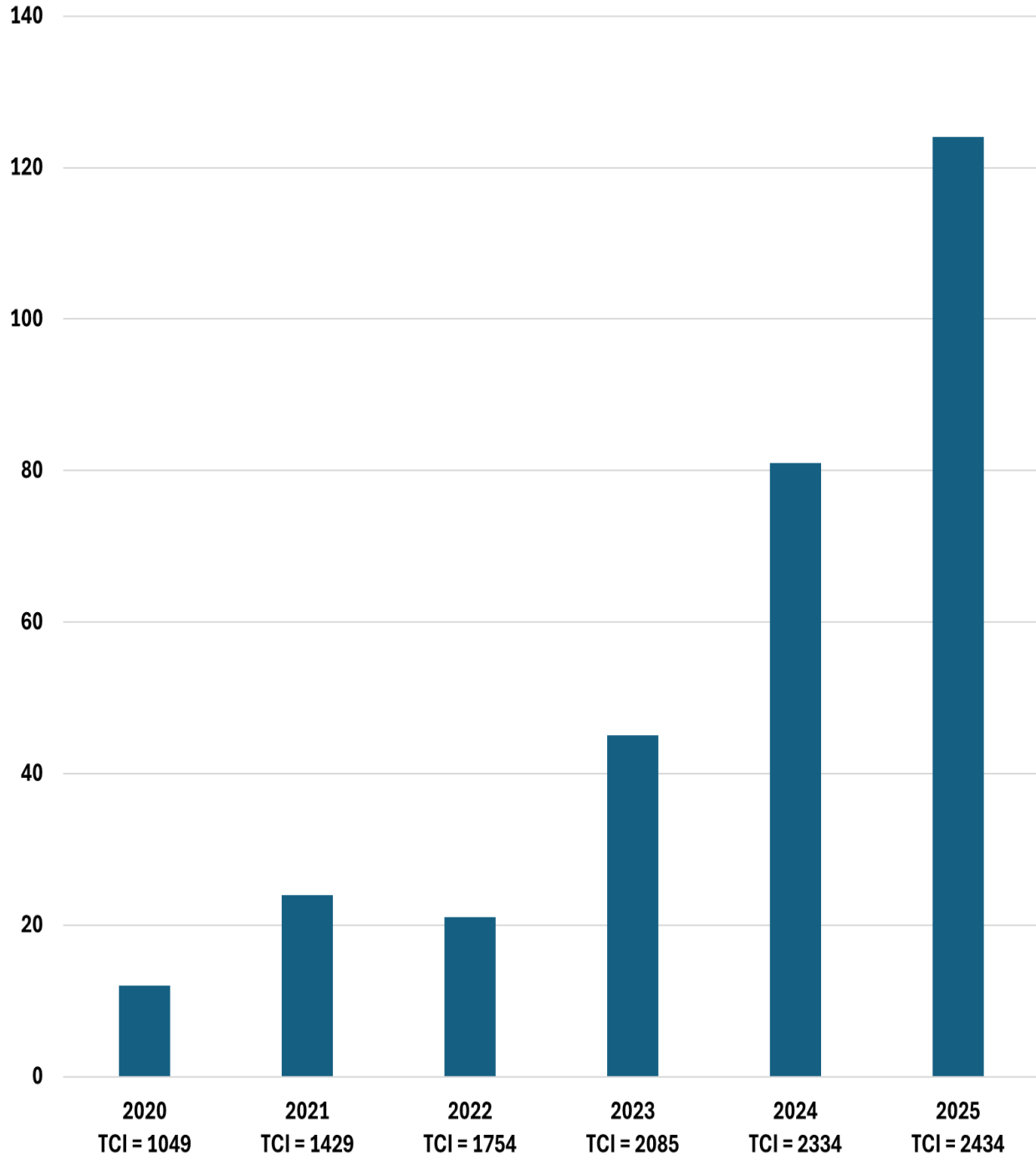


Figure 97 is the combined total of CSPR-PR and CSPR-CL certifications (blue bars) compared to the total certifications issued (TCI=) for that year.

Endorsements

Forensic Support (FS) endorsement is to validate the recovery coach professional's additional competencies related to those with current/previous involvement with the justice system. The forensic support specific education supplements the foundational education a recovery coach receives during initial certification. This endorsement can be obtained by any CPRC-A, CPRC, CRC-A, CRC, CFRC-A, or CFRC certification holder.

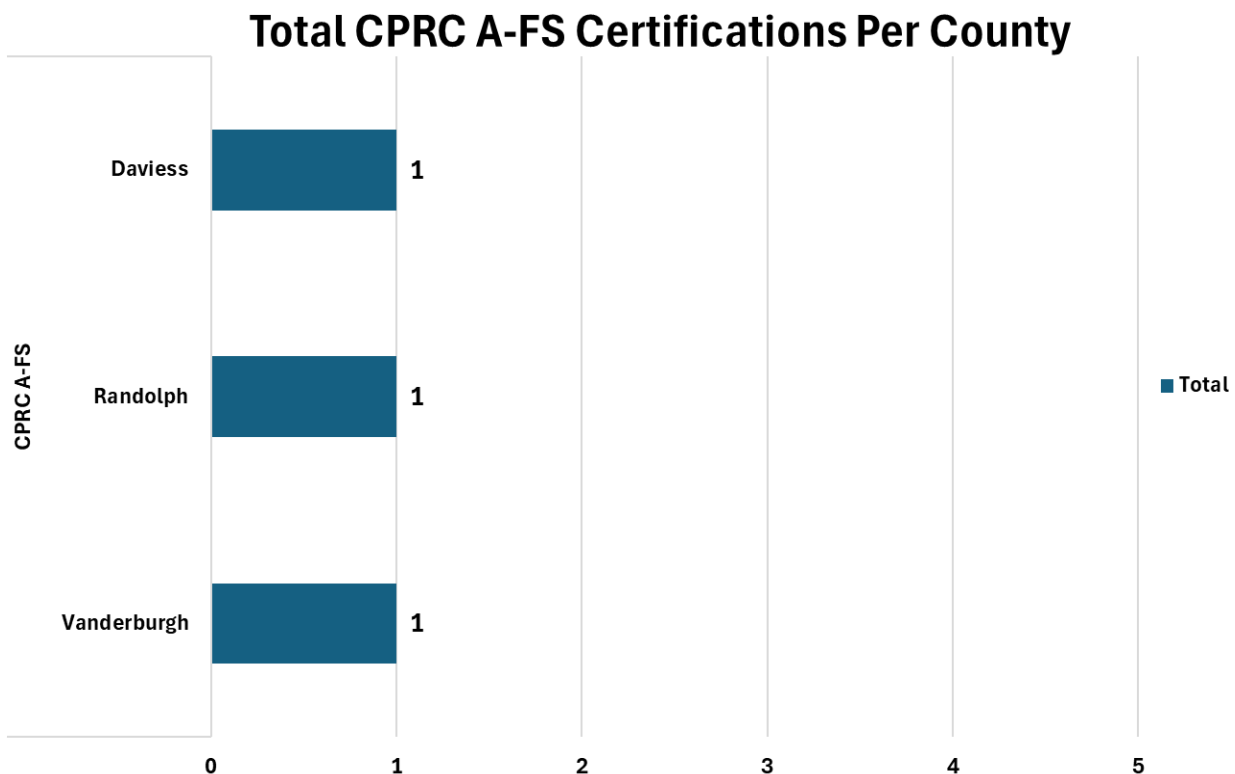
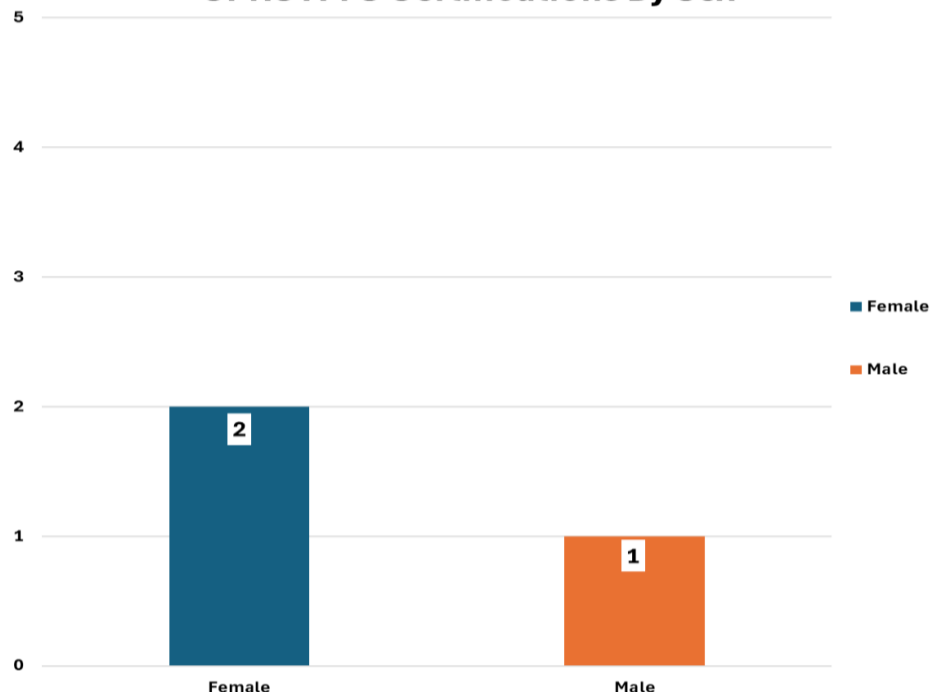


Figure 98 shows the count of CPRC A-FS certifications by county in Indiana. 3 total CPRC A-FS certifications are currently issued across Indiana.

County	Total Certifications
Daviess	1
Randolph	1
Vanderburgh	1
Total Certifications Currently Issued	3

Figure 99 shows the county and number breakdown as seen in Figure 97. Indiana has 92 counties and of them, there is an ICAADA CPRC A-FS certification in 3% of them.

CPRC A-FS Certifications By Sex



42

Youngest Age

51

Average Age

57

Oldest Age

Figure 100 shows the total of CPRC A-FS certifications based on age and sex.

Count of Highest Level of Education of CPRC A-FS Certifications

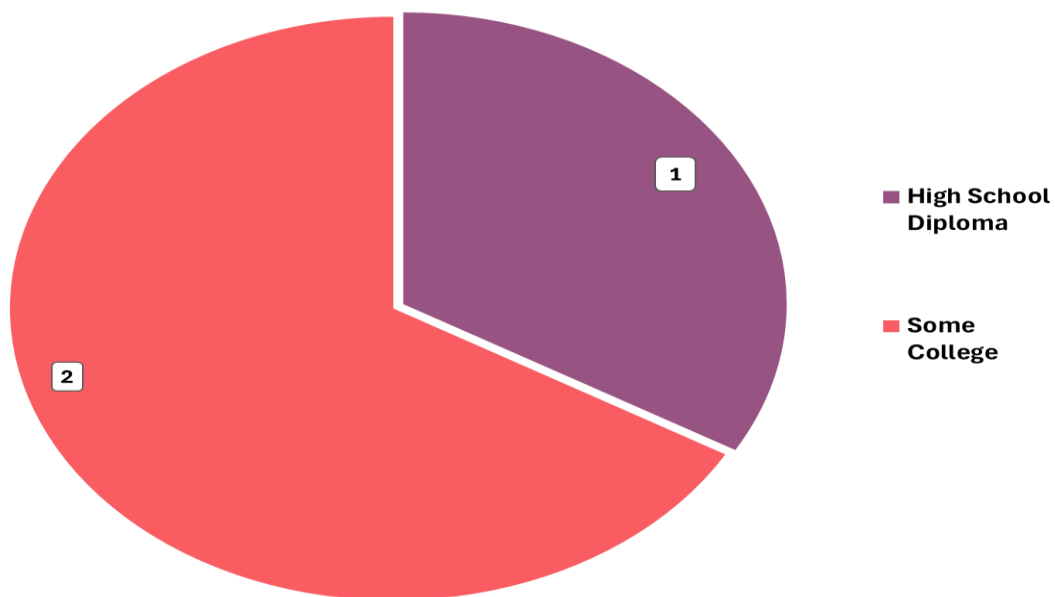


Figure 101 shows the count per education type for CPRC A-FS certifications.

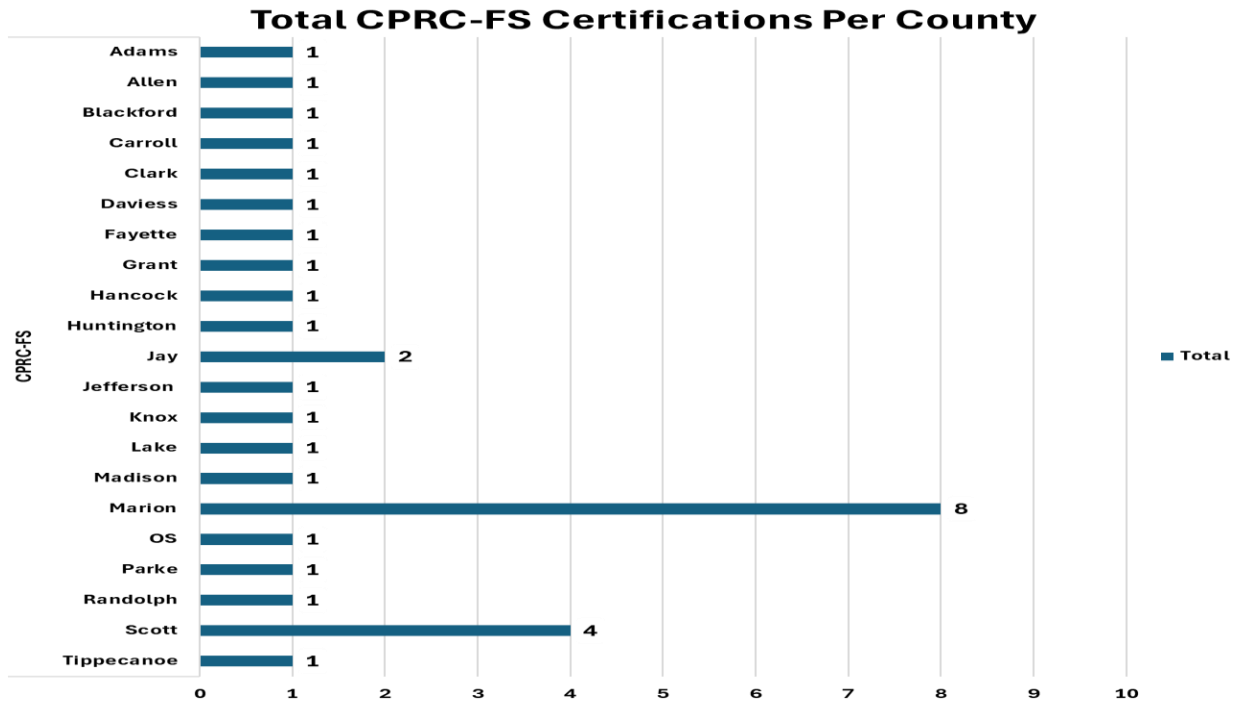


Figure 102 shows the count of CPRC-FS certifications by county in Indiana. Note that 'OS' in the chart above represents 'Outside Indiana.' 31 total CPRC-FS certifications are currently issued across Indiana.

County	Total Certifications
Adams	1
Allen	1
Blackford	1
Carroll	1
Clark	1
Daviess	1
Fayette	1
Grant	1
Hancock	1
Huntington	1
Jay	2
Jefferson	1
Knox	1
Lake	1
Madison	1
Marion	8
OS	1
Parke	1
Randolph	1
Scott	4
Tippecanoe	1
Total Certifications Currently Issued	32

Figure 103 shows the county and number breakdown as seen in Figure 101. Indiana has 92 counties and of them, there is an ICAADA CPRC-FS certification in 22% of them.

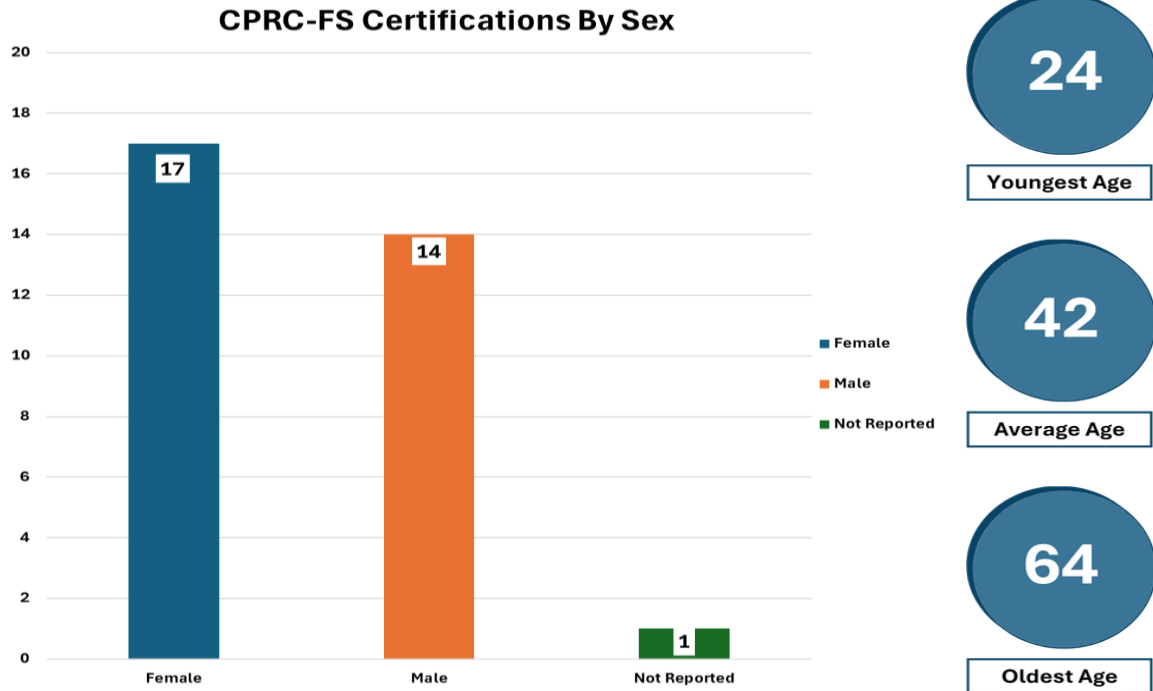


Figure 104 shows the total of CPRC-FS certifications based on age and sex.

Count of Highest Level of Education of CPRC-FS Certifications

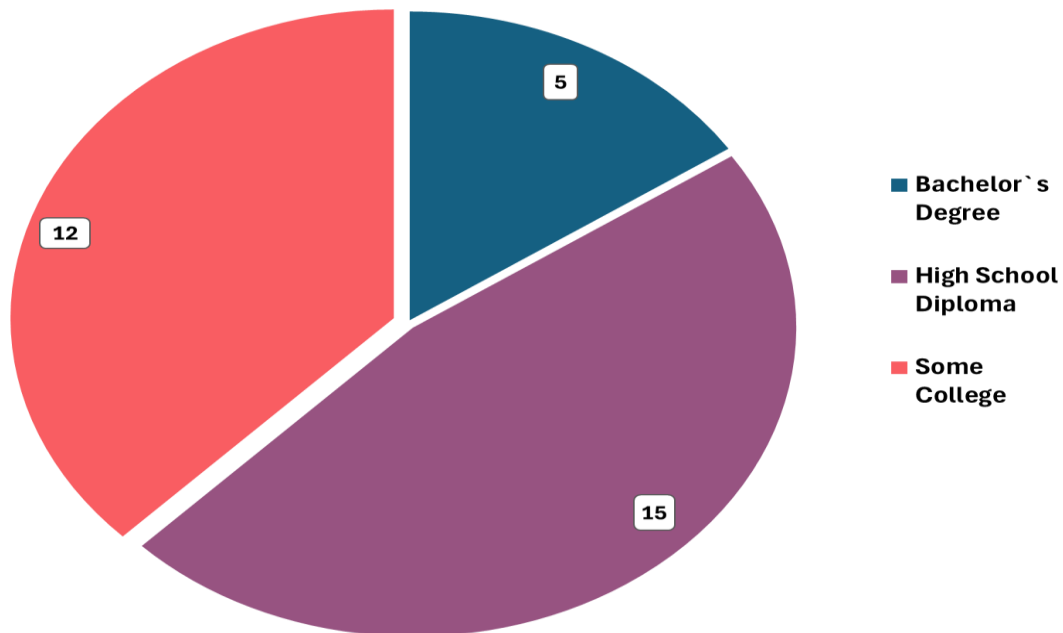


Figure 105 shows the count per education type for CPRC-FS certifications.

Total CRC A-FS Certifications Per County

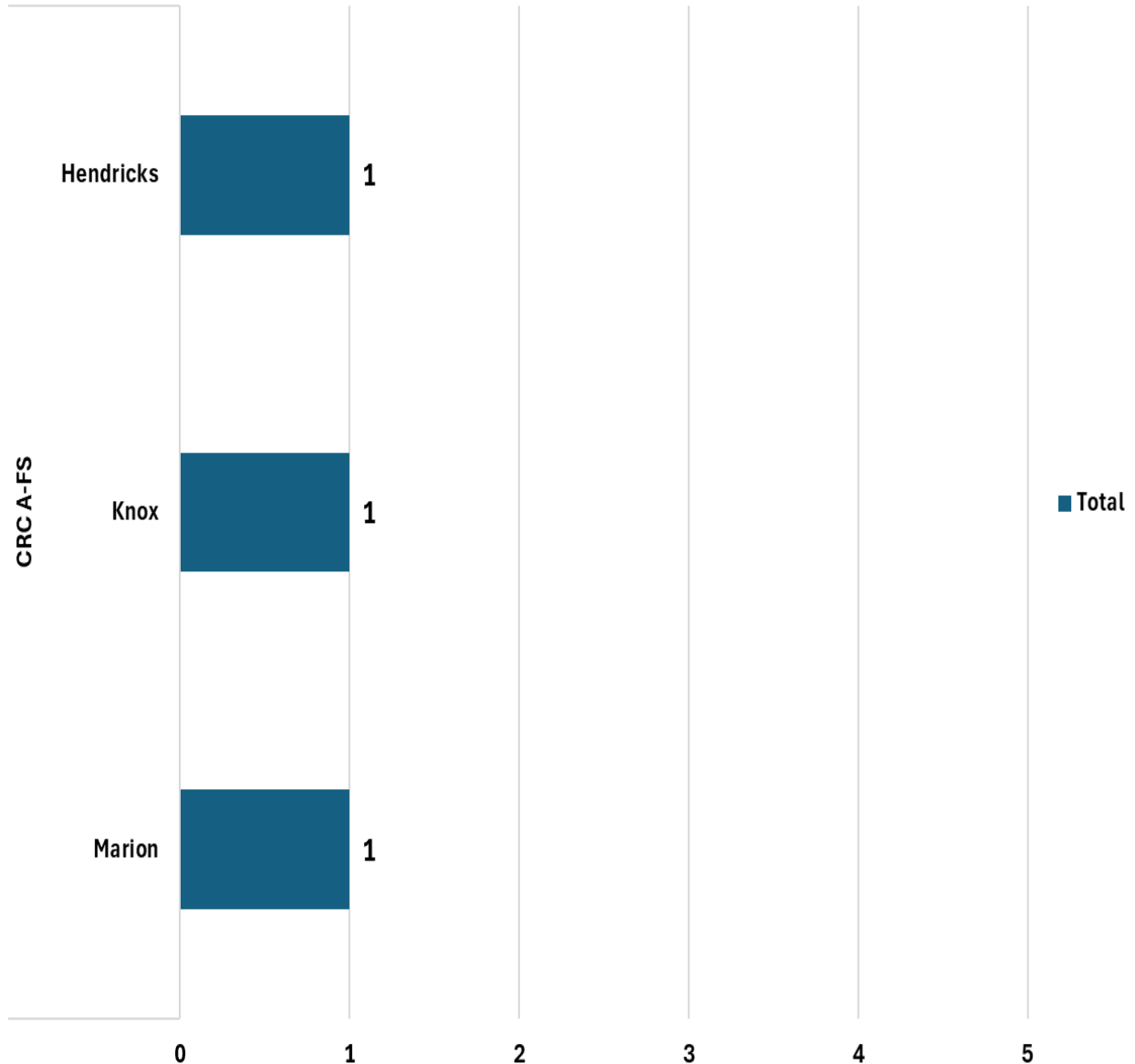


Figure 106 shows the count of CRC A-FS certifications by county in Indiana. 3 total CRC A-FS certifications are currently issued across Indiana.

County	Total Certifications
Hendricks	1
Knox	1
Marion	1
Total Certifications Currently Issued	3

Figure 107 shows the county and number breakdown as seen in Figure 105. Indiana has 92 counties and of them, there is an ICAADA CRC A-FS certification in 3% of them.

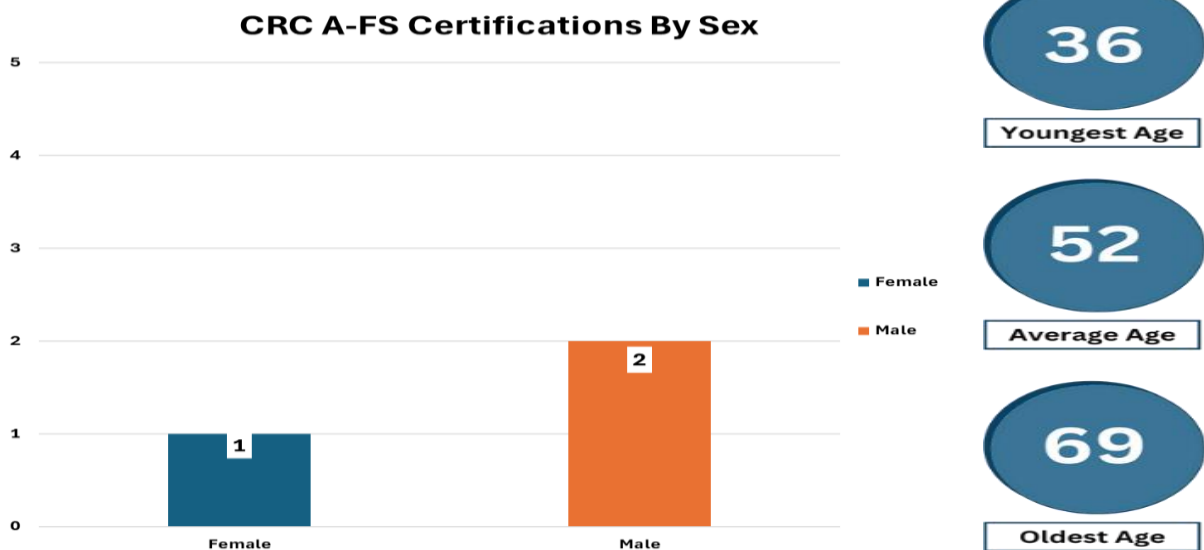


Figure 108 shows the total of CRC A-FS certifications based on age and sex.

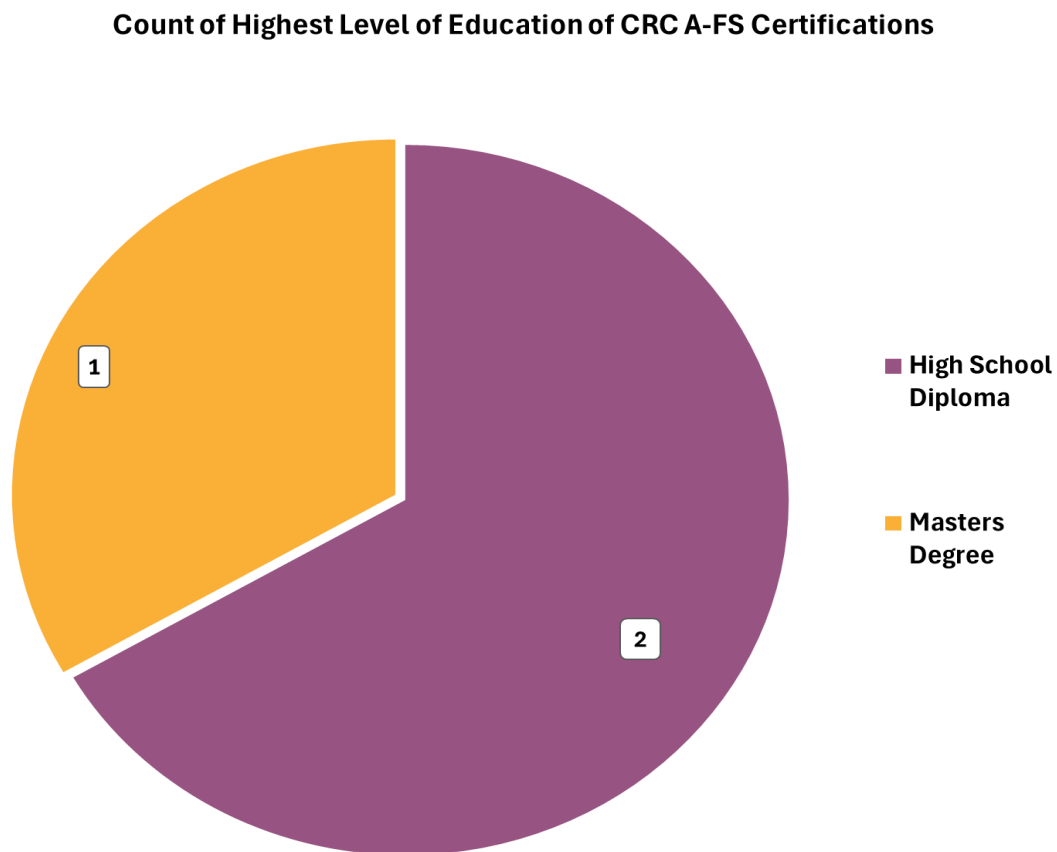


Figure 109 shows the count per education type for CRC A-FS certifications.

Total Forensic Support (FS) Certifications Issued by Year

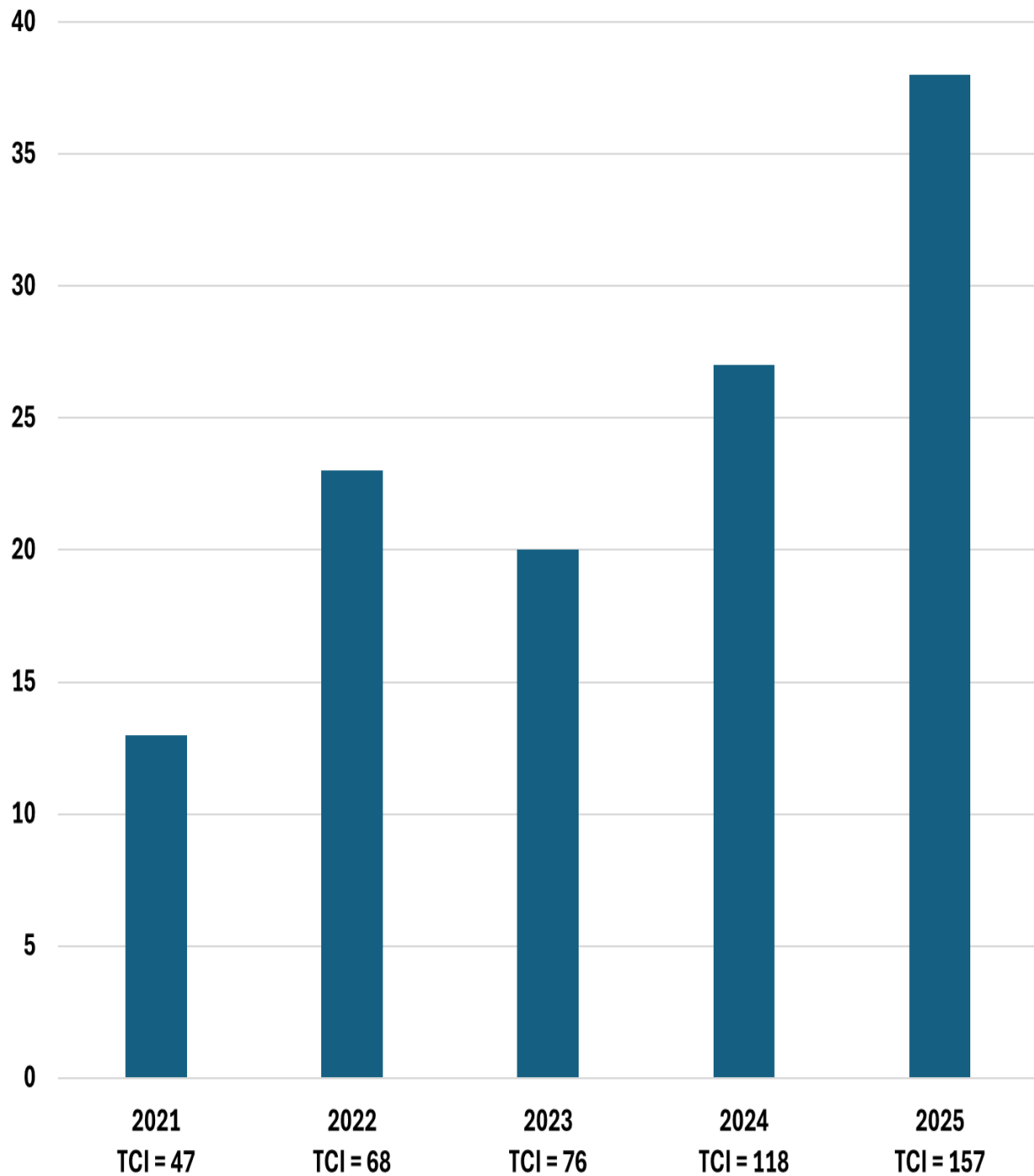


Figure 110 is the combined total of CPRC A-FS, CPRC-FS, and CRC A-FS certifications (blue bars) compared to the total certifications issued (TCI=) for that year. Note that the CRC-FS, CFRC A-FS, and CFRC-FS endorsements were not included until 2024/2025.

Gambling Support (GS) endorsement is to validate the recovery coach professional’s additional competencies related to problem gambling. The gambling support specific education supplements the foundational education a recovery coach receives during initial certification. This endorsement can be obtained by any CPRC-A, CPRC, CRC-A, CRC, CFRC-A, or CFRC certification holder.

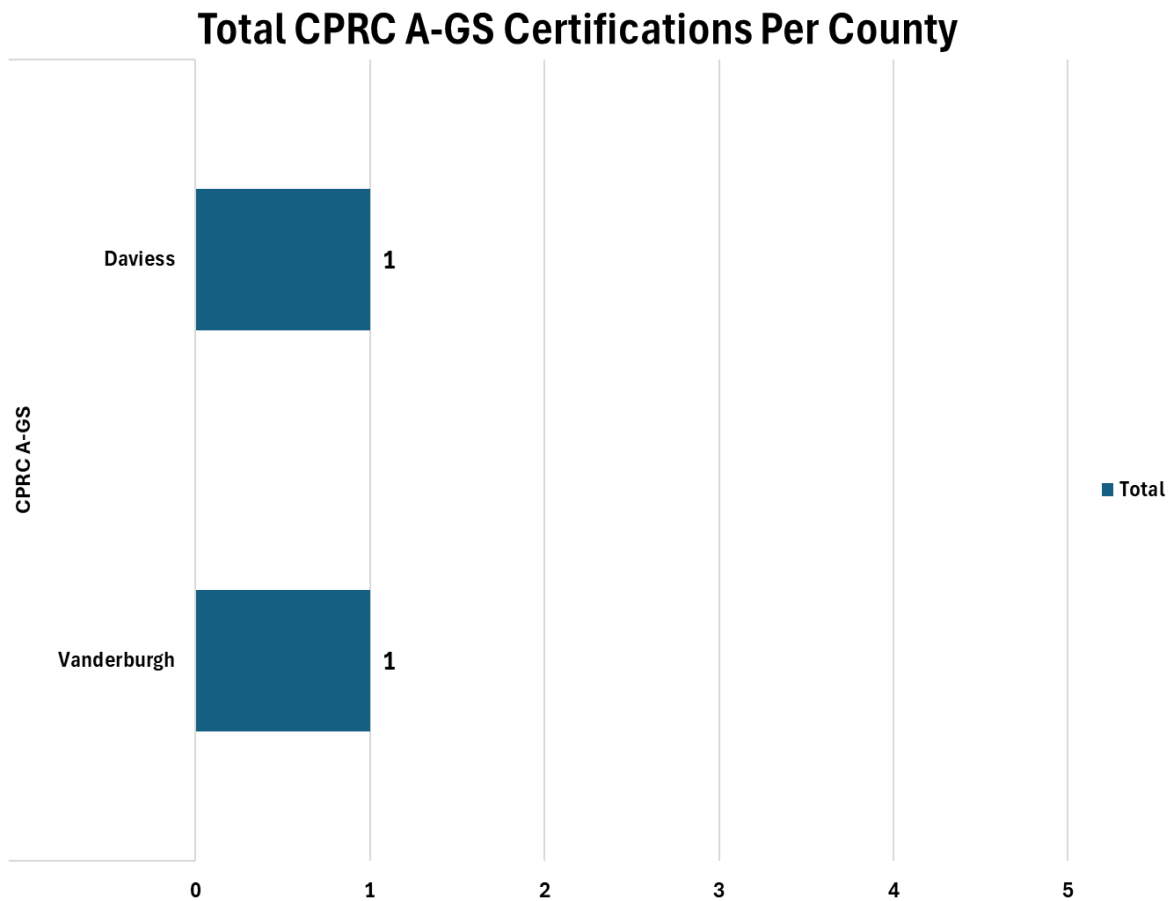


Figure 111 shows the count of CPRC A-GS certifications by county in Indiana. 2 total CPRC A-GS certifications are currently issued across Indiana.

County	Total Certifications
Daviess	1
Vanderburgh	1
Total Certifications Currently Issued	2

Figure 112 shows the county and number breakdown as seen in Figure 110. Indiana has 92 counties and of them, there is an ICAADA CPRC A-GS certification in 2% of them.

CPRC A-GS Certifications By Sex

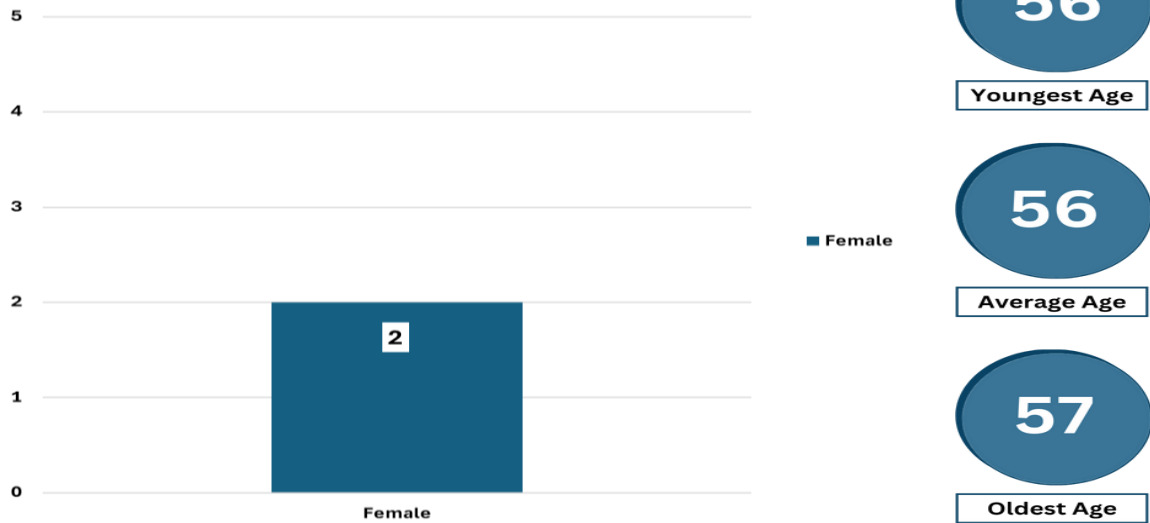


Figure 113 shows the total of CPRC A-GS certifications based on age and sex.

Count of Highest Level of Education of CPRC A-GS Certifications

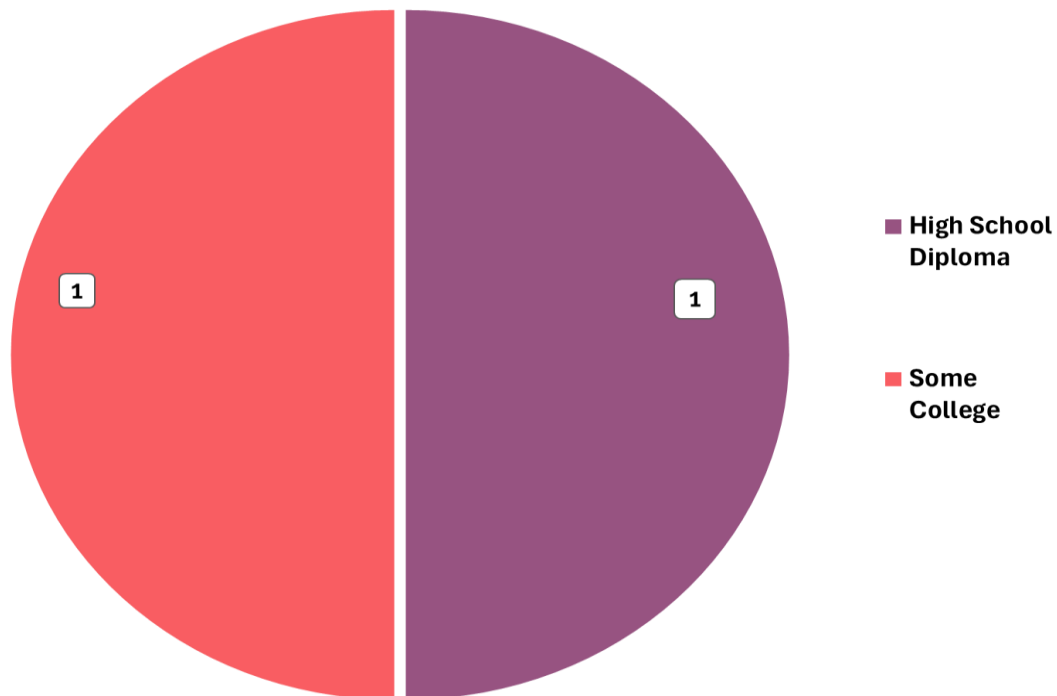


Figure 114 shows the count per education type for CPRC A-GS certifications.

Total CPRC-GS Certifications Per County

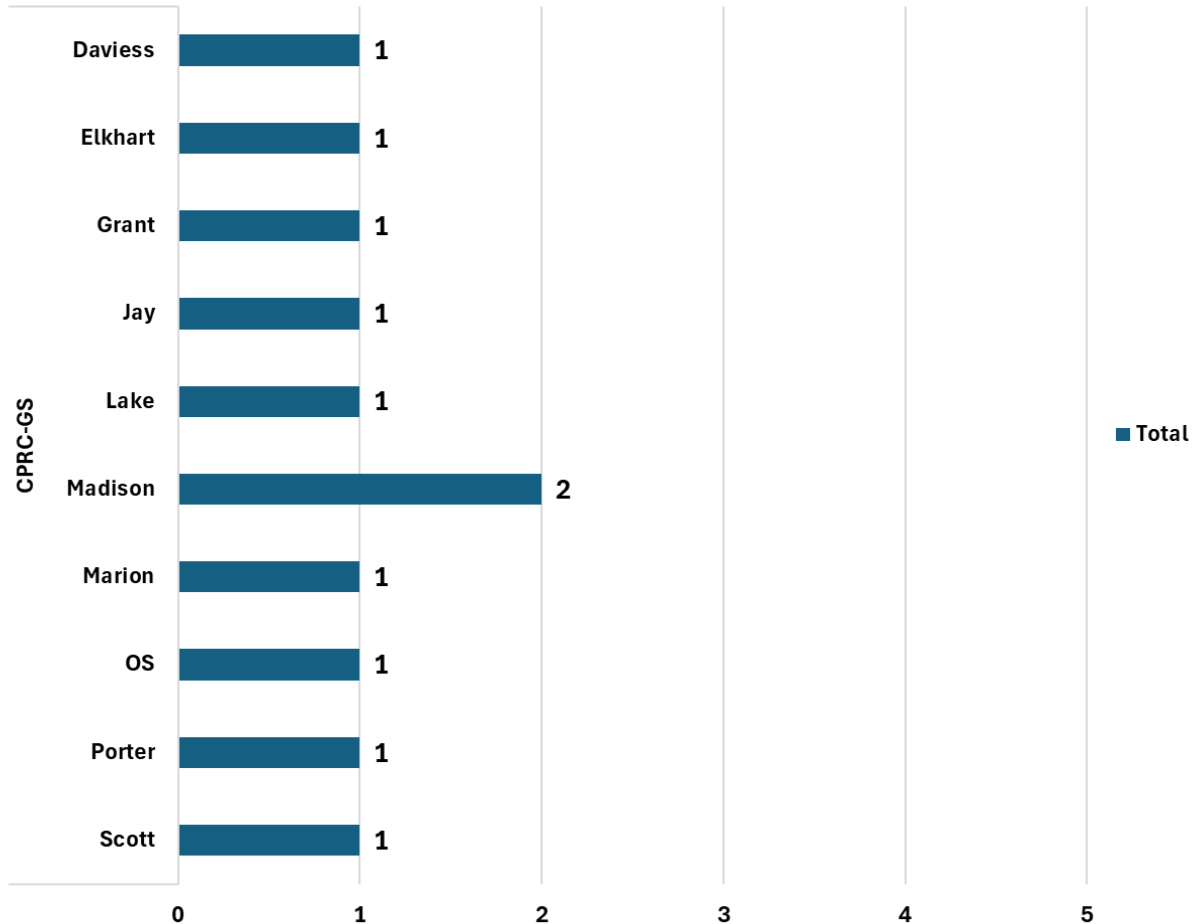


Figure 115 shows the count of CPRC-GS certifications by county in Indiana. Note that 'OS' in the chart above represents 'Outside Indiana.' 10 total CPRC-GS certifications are currently issued across Indiana.

County	Total Certifications
Daviess	1
Elkhart	1
Grant	1
Jay	1
Lake	1
Madison	2
Marion	1
OS	1
Porter	1
Scott	1
Total Certifications Currently Issued	11

Figure 116 shows the county and number breakdown as seen in Figure 114. Indiana has 92 counties and of them, there is an ICAADA CPRC-GS certification in 10% of them.

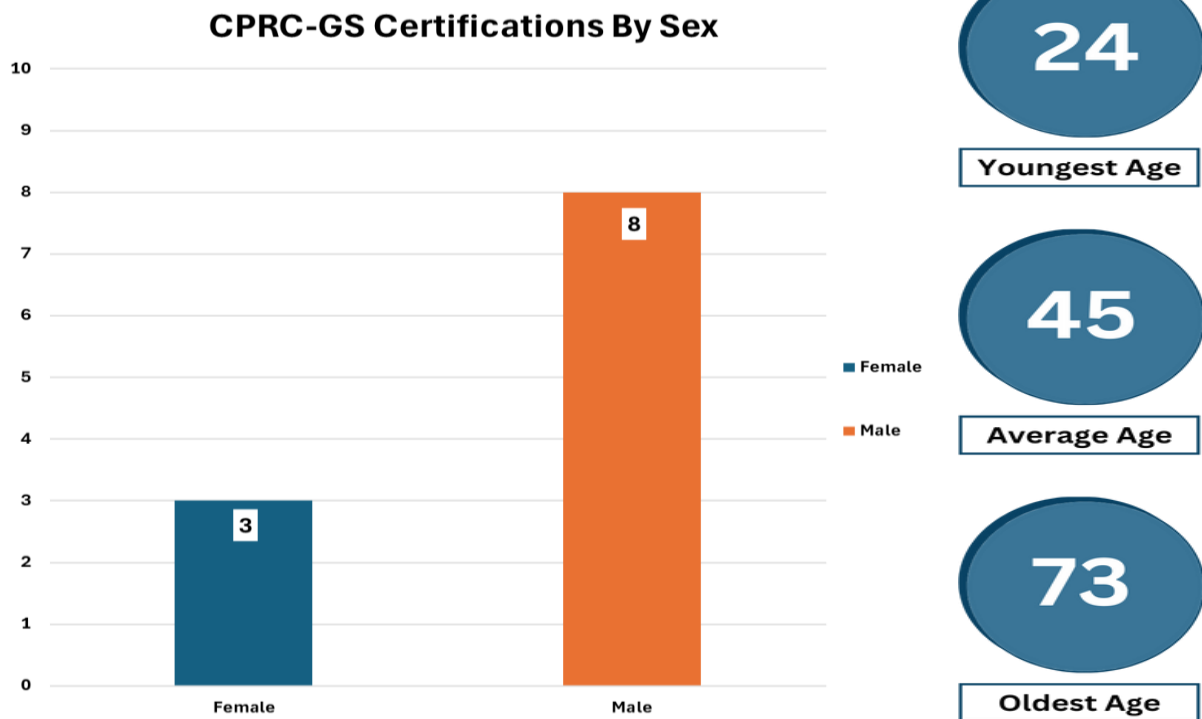


Figure 117 shows the total of CPRC-GS certifications based on age and sex.

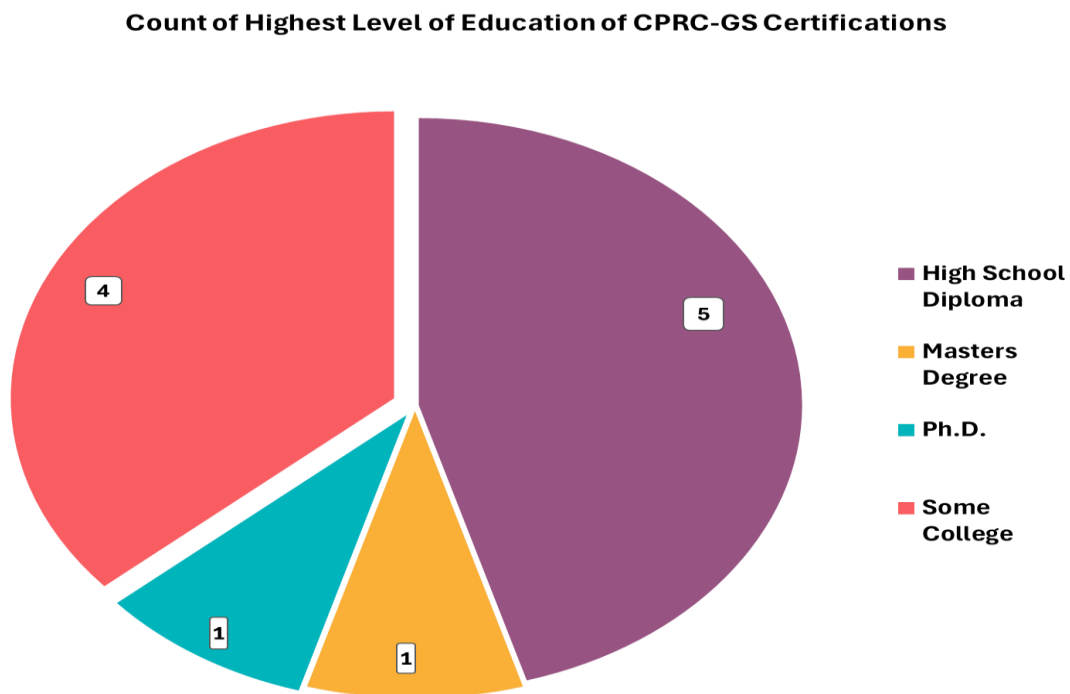


Figure 118 shows the count per education type for CPRC-GS certifications.

Total CRC A-GS Certifications Per County

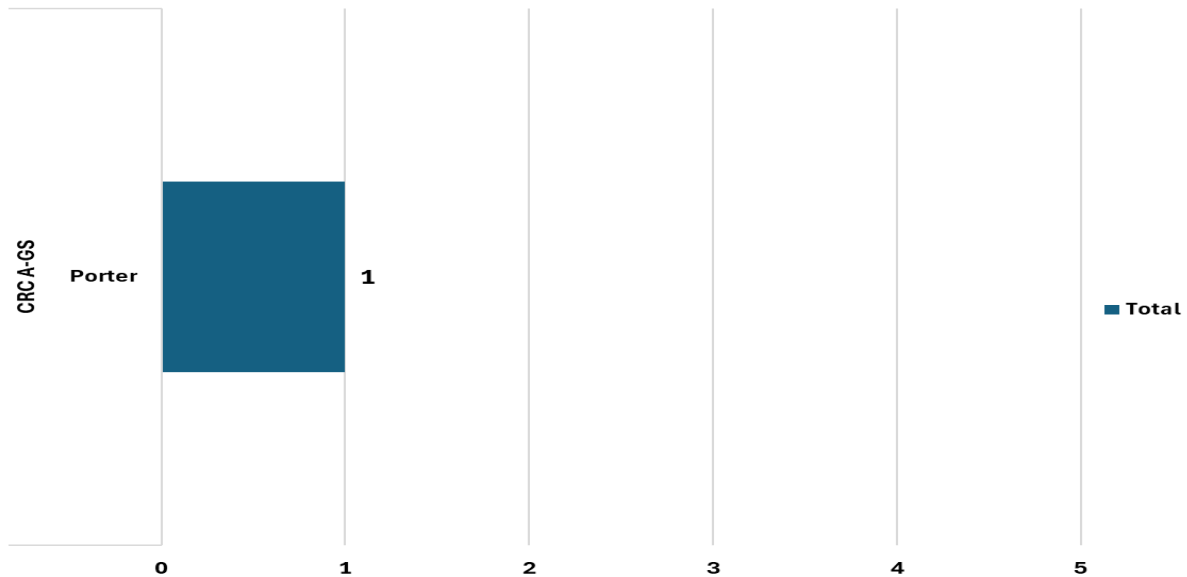


Figure 119 shows the count of CRC A-GS certifications by county in Indiana. 1 total CRC A-GS certification is currently issued within Indiana.

County	Total Certifications
Porter	1
Total Certifications Currently Issued	1

Figure 120 shows the county and number breakdown as seen in Figure 118. Indiana has 92 counties and of them, there is an ICAADA CRC A-GS certification in 1% of them.

CRC A-GS Certifications By Sex

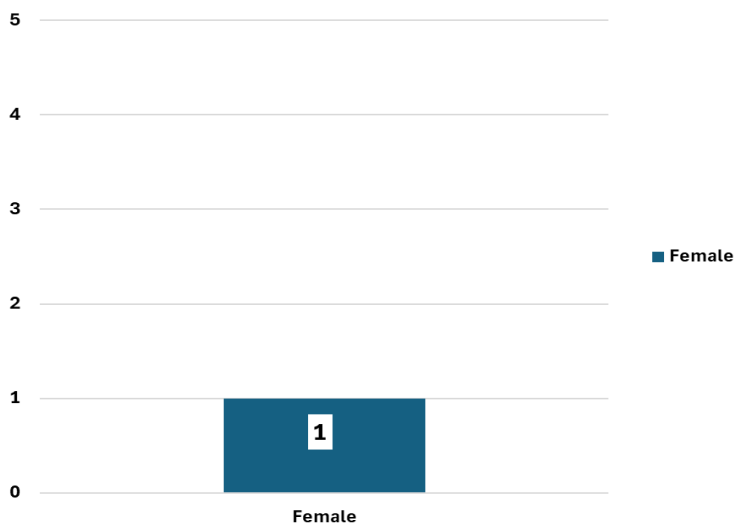


Figure 121 shows the total of CRC A-GS certifications based on age and sex. Please note that due to the total number of certified CRC A-GS professionals, there was only one (1) reportable age for this certification.

Count of Highest Level of Education of CRC A-GS Certifications

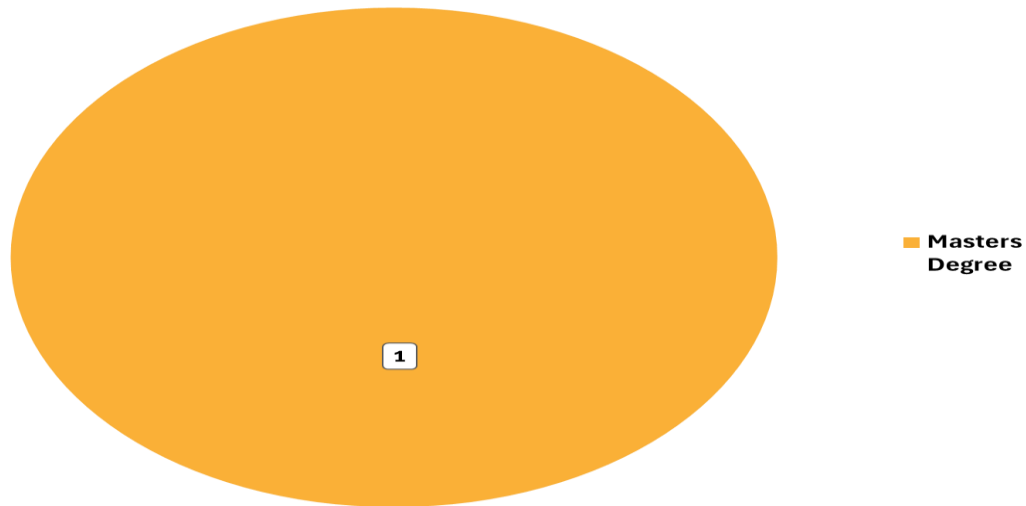


Figure 122 shows the count per education type for CRC A-GS certifications.

Total Gambling Support (GS) Certifications Issued by Year

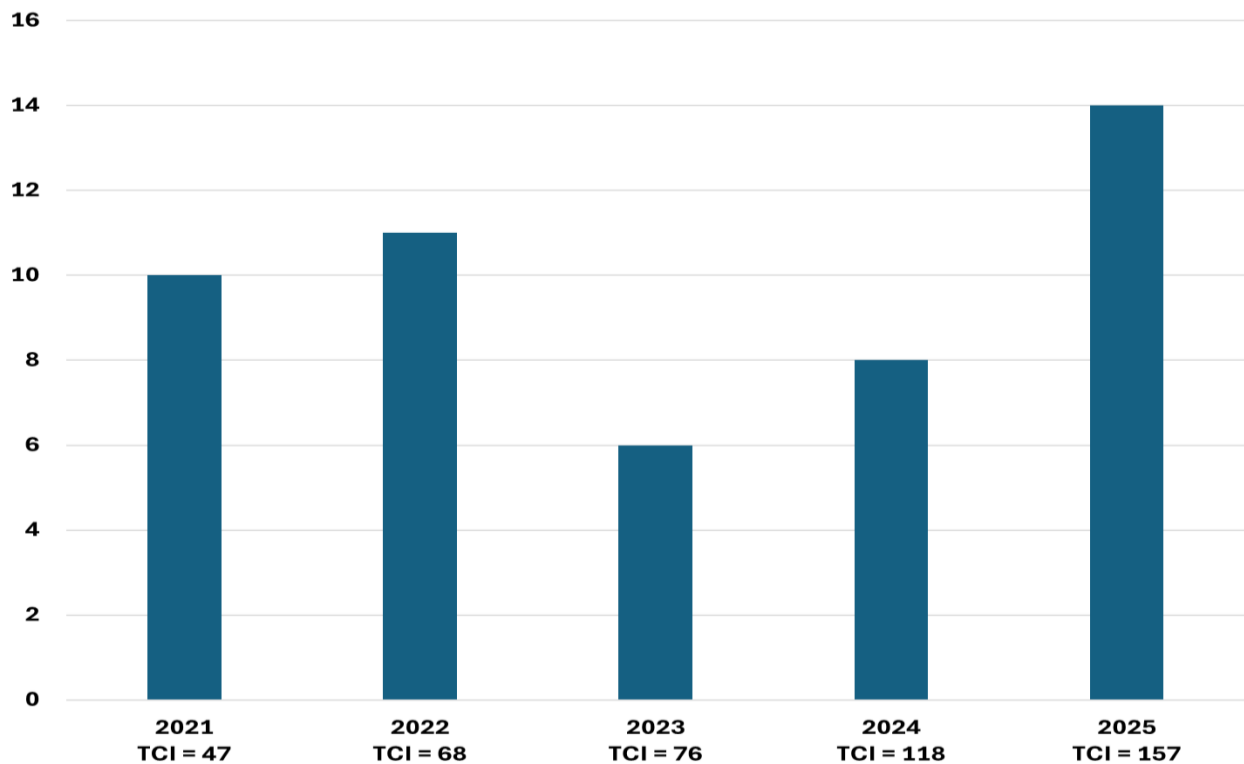


Figure 123 is the combined total of Gambling Support (GS) certifications (blue bars) compared to the total certifications issued (TCI=) for that year. Note that the CRC-GS, CFRC A-GS, and CFRC-GS endorsements were not included until 2024/2025.

Mental Health (MH) endorsement is to validate the recovery coach professional’s additional competencies related to mental health understanding and support. The mental health specific education supplements the foundational education a recovery coach receives during initial certification. This endorsement can be obtained by any CPRC-A, CPRC, CRC-A, CRC, CFRC-A, or CFRC certification holder.

Total CPRC A-MH Certifications Per County

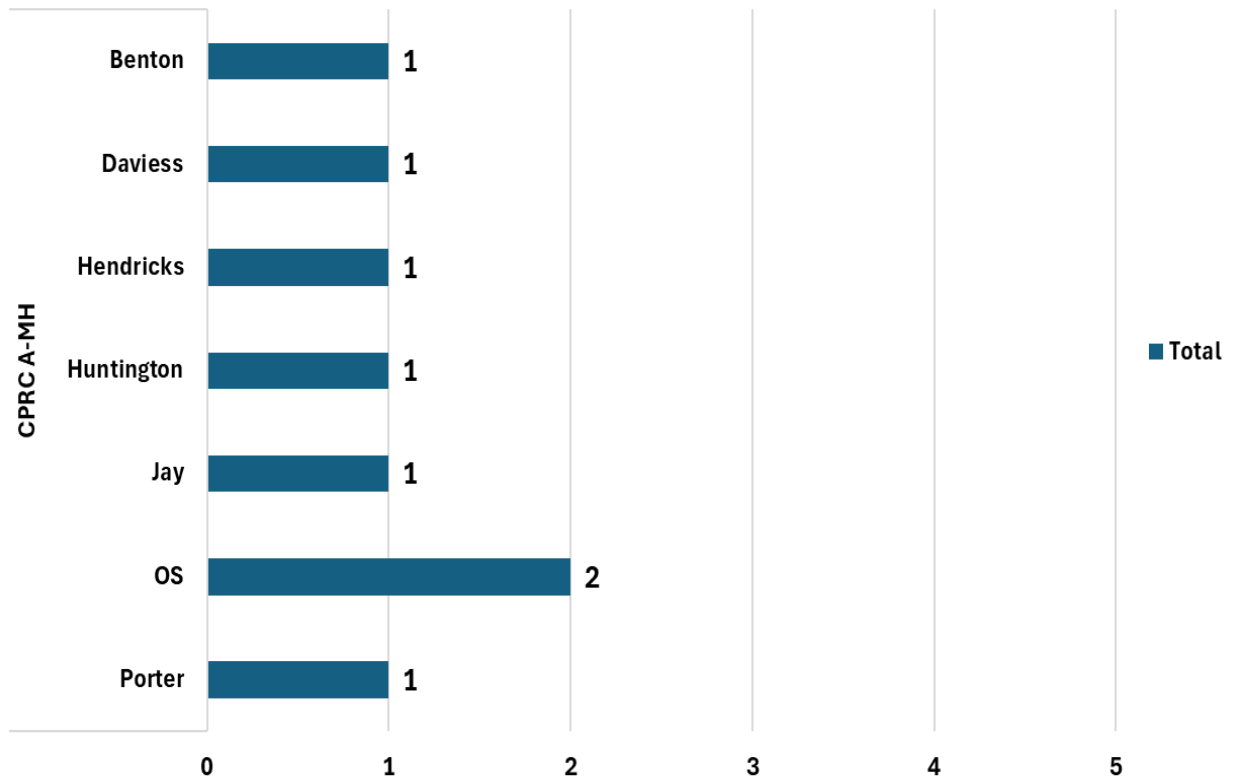


Figure 124 shows the count of CPRC A-MH certifications by county in Indiana. Note that ‘OS’ in the chart above represents ‘Outside Indiana.’ 6 total CPRC A-MH certifications are currently issued across Indiana.

County	Total Certifications
Benton	1
Daviess	1
Hendricks	1
Huntington	1
Jay	1
OS	2
Porter	1
Total Certifications Currently Issued	8

Figure 125 shows the county and number breakdown as seen in Figure 97. Indiana has 92 counties and of them, there is an ICAADA CPRC A-MH certification in 7% of them.

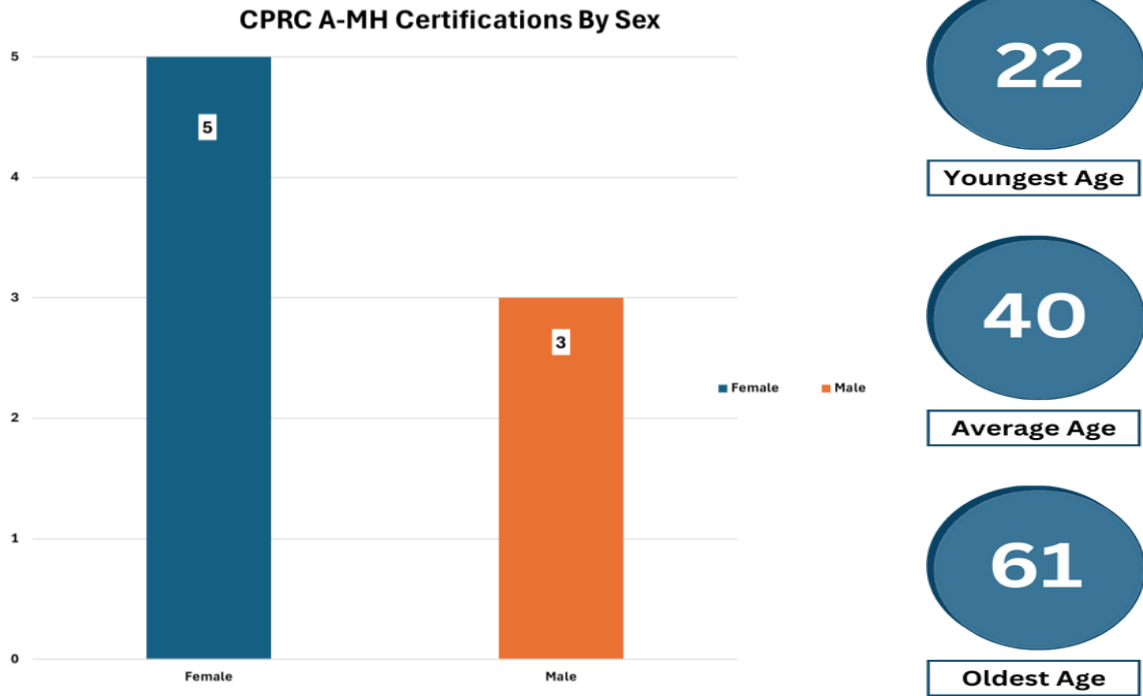


Figure 126 shows the total of CPRC A-MH certifications based on age and sex.

Count of Highest Level of Education of CPRC A-MH Certifications

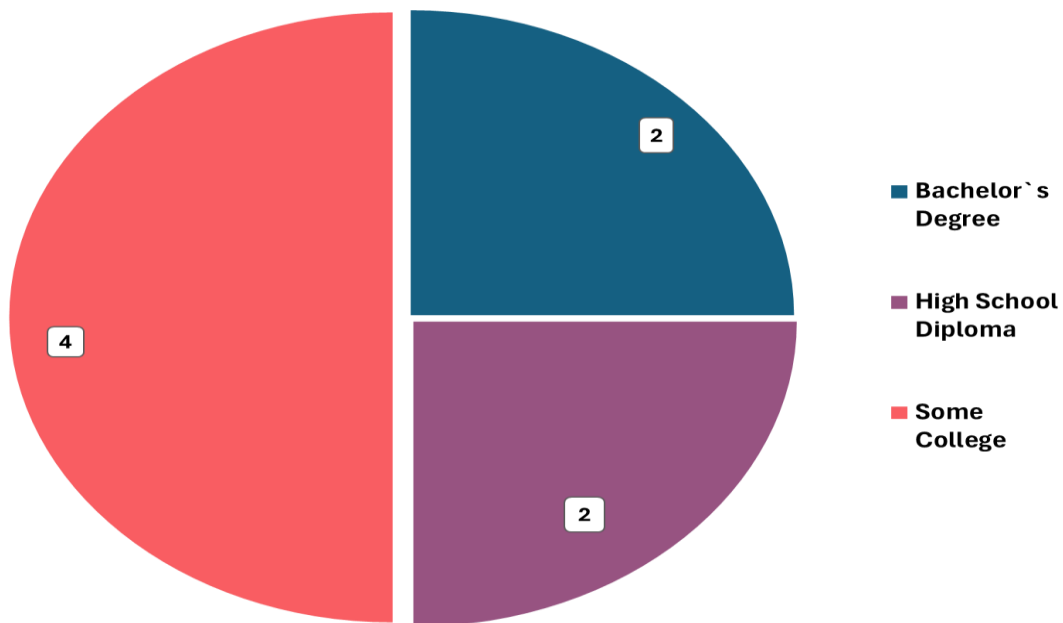


Figure 127 shows the count per education type for CPRC A-MH certifications.

Total CPRC-MH Certifications Per County

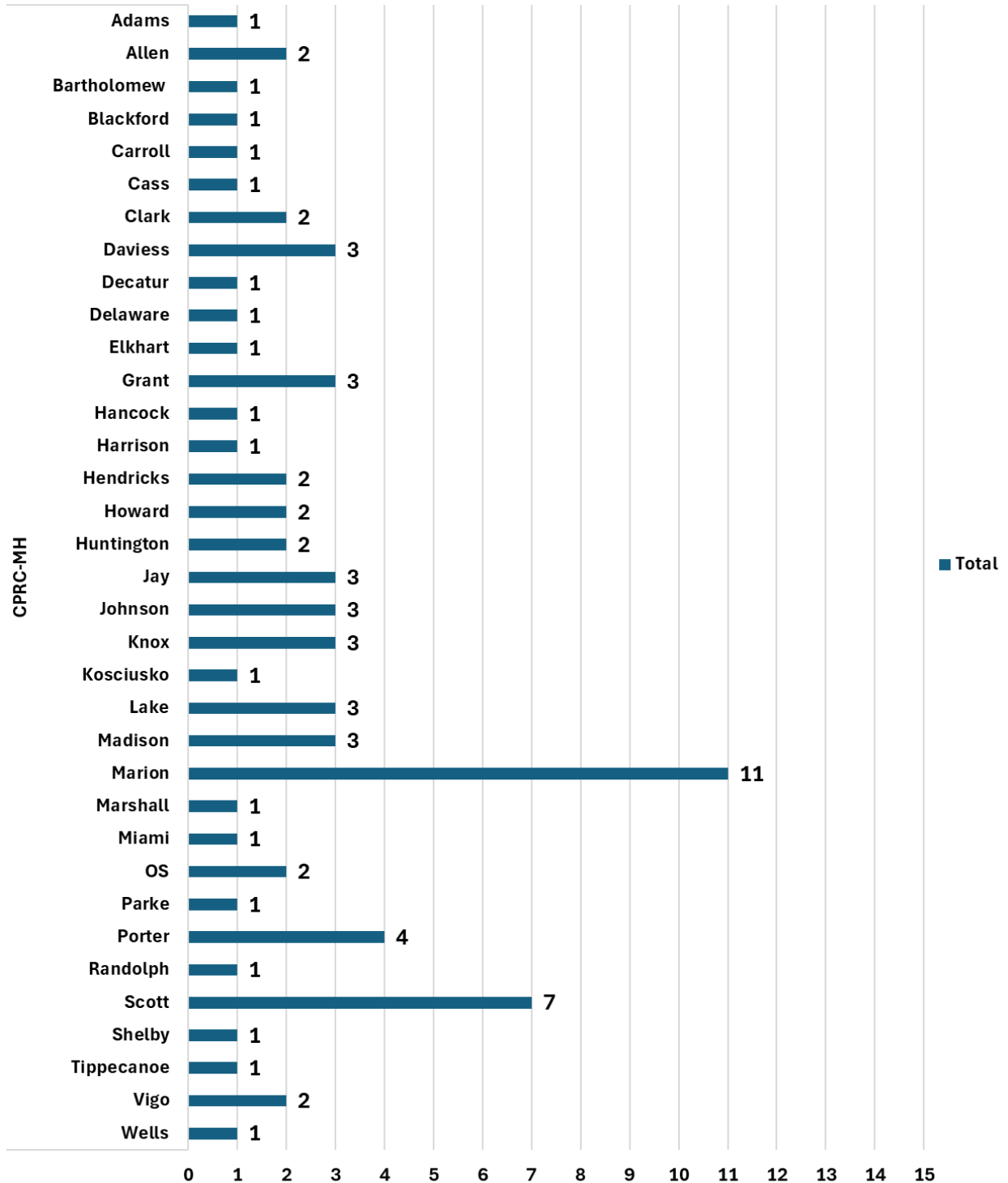


Figure 128 shows the count of CPRC-MH certifications by county in Indiana. Note that 'OS' in the chart above represents 'Outside Indiana.' 73 total CPRC-MH certifications are currently issued across Indiana.

County	Total Certifications	County	Total Certifications
Adams	1	Johnson	3
Allen	2	Knox	3
Bartholomew	1	Kosciusko	1
Blackford	1	Lake	3
Carroll	1	Madison	3
Cass	1	Marion	11
Clark	2	Marshall	1
Daviess	3	Miami	1
Decatur	1	OS	2
Delaware	1	Parke	1
Elkhart	1	Porter	4
Grant	3	Randolph	1
Hancock	1	Scott	7
Harrison	1	Shelby	1
Hendricks	2	Tippecanoe	1
Howard	2	Vigo	2
Huntington	2	Wells	1
Jay	3		
Total Certifications Currently Issued		75	

Figure 129 shows the county and number breakdown as seen in Figure 101. Indiana has 92 counties and of them, there is an ICAADA CPRC-MH certification in 37% of them.

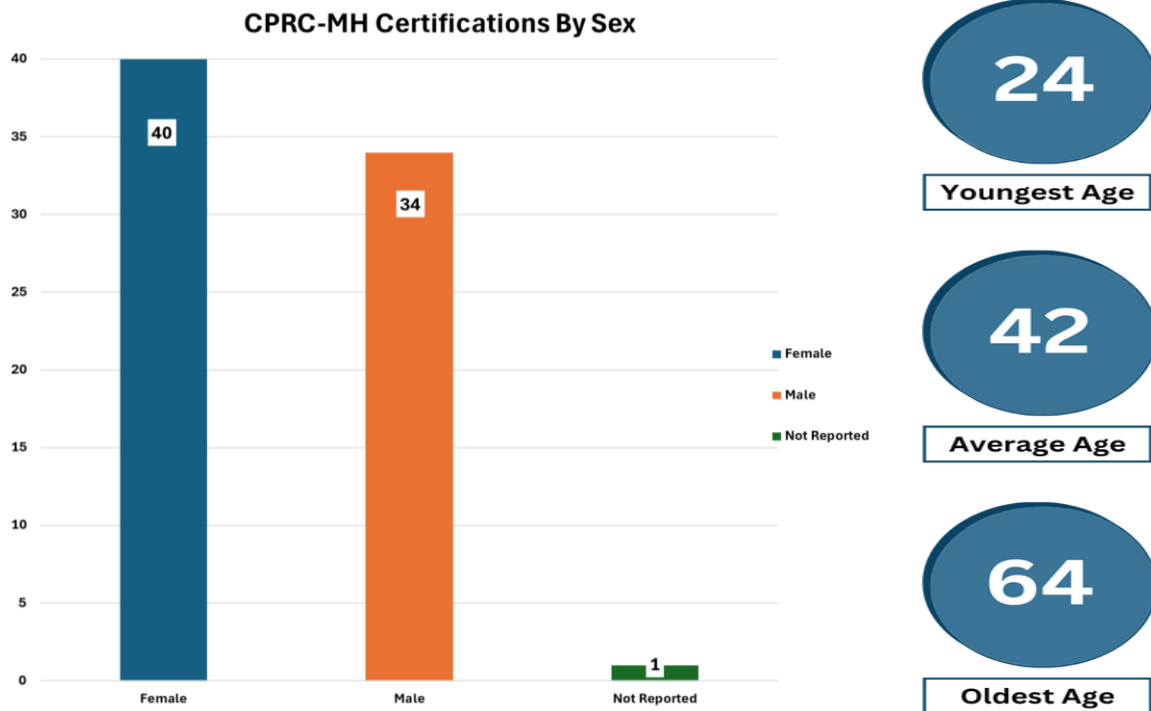


Figure 130 shows the total of CPRC-MH certifications based on age and sex.

Count of Highest Level of Education of CPRC-MH Certifications

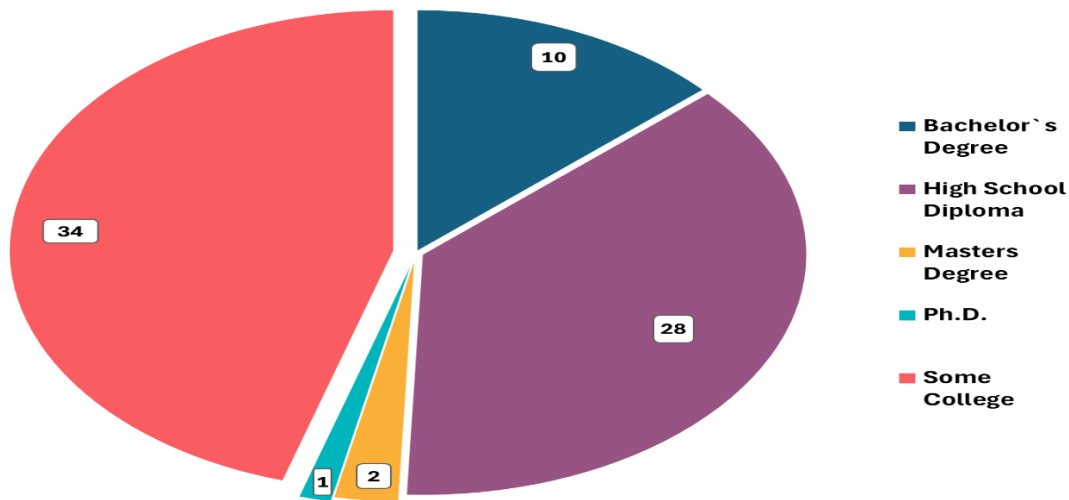


Figure 131 shows the count per education type for CPRC-MH certifications.

Total CRC A-MH Certifications Per County

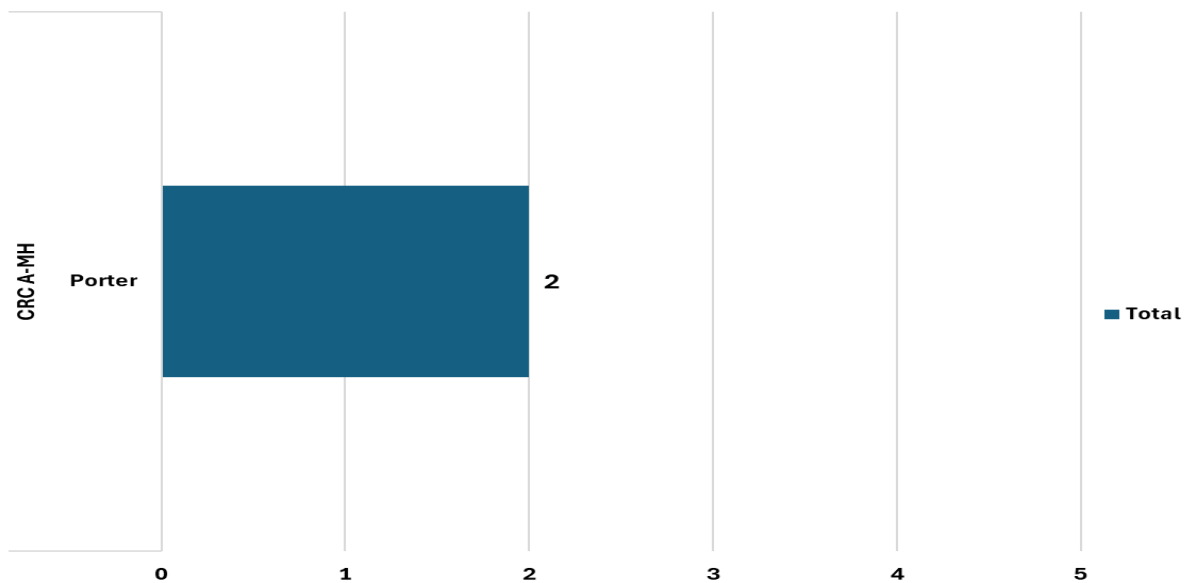


Figure 132 shows the count of CRC A-MH certifications by county in Indiana. 2 total CRC A-MH certifications are currently issued within Indiana.

County	Total Certifications
Porter	2
Total Certifications Currently Issued	2

Figure 133 shows the county and number breakdown as seen in Figure 105. Indiana has 92 counties and of them, there is an ICAADA CRC A-MH certification in 2% of them.

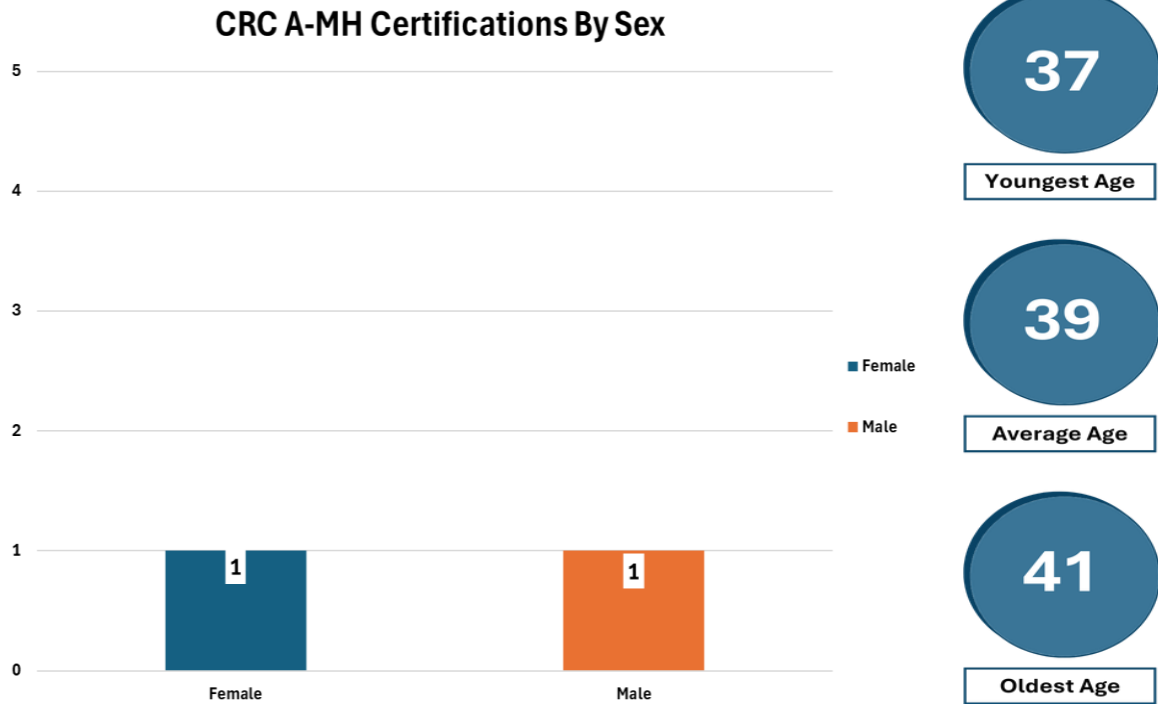


Figure 134 shows the total of CRC A-MH certifications based on age and sex.

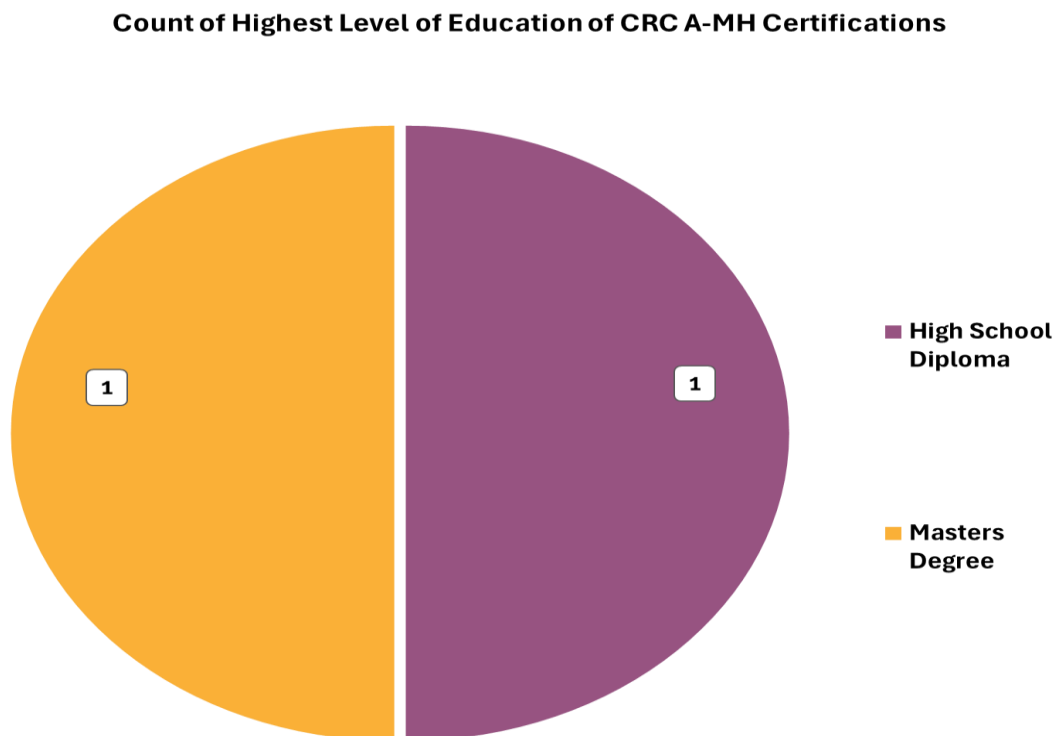


Figure 135 shows the count per education type for CRC A-MH certifications.

Total Mental Health (MH) Certifications Issued by Year

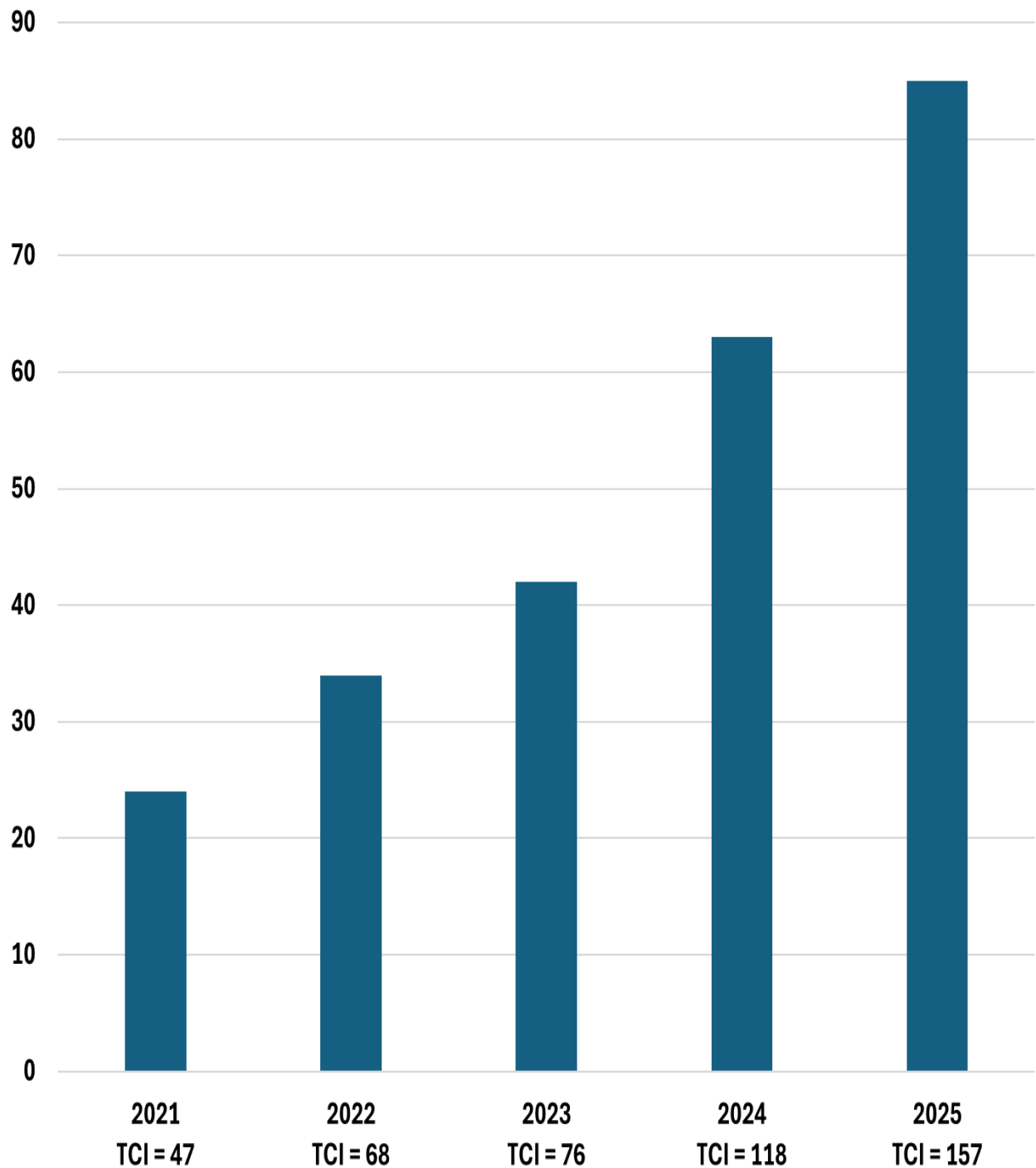


Figure 136 is the combined total of CPRC A-MH, CPRC-MH, and CRC A-MH certifications (blue bars) compared to the total certifications issued (TCI=) for that year. Note that the CRC-MH, CFRC A-MH, and CFRC-MH endorsements were not included until 2024/2025.



Summary

ICAADA has continued to reinforce the creation, strengthening and advancement of the certified behavioral health workforce through various efforts. Ensuring that certified ICAADA professionals are adequately trained, equipped to meet the needs of those they serve, and able to adapt to the changing workforce is crucial. The data in this report highlights the outcomes of these efforts and the value they contribute to Indiana's behavioral health workforce. These achievements are possible through the continued work, advocacy, and collaborative partnerships at both the state and national levels.

Specific efforts to highlight in 2025 include:

- The debut of the 'Certified Family Recovery Coach – Associate (CFRC-A)' and 'Certified Family Recovery Coach (CFRC)' certifications. These certifications allow for family members of someone who may or may not be seeking and/or in recovery from substance use, mental health, and/or co-occurring disorders and do not themselves have personal lived experience of recovery from substance use, mental health, or co-occurring concerns, to provide recovery support to family members or those seeking/in recovery from substance use and/or mental health concerns.
- Updates to the 'Certified Recovery Coach – Associate (CRC-A)' and 'Certified Recovery Coach (CRC)' certifications to better align with naming conventions and current workforce needs.
- Creation of 'Scope of Practice' documents for each ICAADA certification to support the associated ethical and professional responsibilities.
- Updates to the Medication Assisted Treatment Specialist (MATS) skills domains and examination.
- Partnership with the Indiana Department of Corrections (IDOC) to certify those currently housed within IDOC as CPRC-A's.
- Partnership with Northeast Indiana Area Health Education Center (NEI-AHEC) to certify eligible candidates with their recovery coach certification.
- The Department of Workforce Development (DWD) recognized the Certified Prevention Specialist (CPS) certification as an "Industry Promoted Certification."